


# aerion<sup>®</sup> 2x4



Covered by the following US Patents: D605,340; D605,341; D605,342; D608,490; D620,190S. European Patents: 001596313-0001, 001596313-0002, 001596313-0003, 001596313-0004, 001596313-0005, 001596313-0006, 001596313-0007, 001596313-0008, 001596313-0009. Canadian Patents: 130763, 130764, 130765, 130766.

## features

High efficiency architectural recessed fluorescent luminaire.

Aerion's blend of sweeping curves and contemporary lines compliment today's architecture.

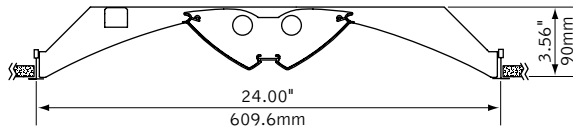
Aerion's center lamp chamber provides minimal contrast between the diffuser and side reflectors creating even illumination and comfort.

Aerion features a shallow 3.6" housing depth which flies under the radar of most plenum obstructions.

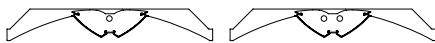
Stylized sloped endcaps highlight Aerion's distinctive look.

The lamp diffuser has been designed with an upper and lower track that accepts individual or combinations of accent strips.

## dimensional data



## lamping options



T5/T5H0 LAMPS



T8 LAMPS

## shielding options



standard diffuser

round accent strip

square accent strip

## color options



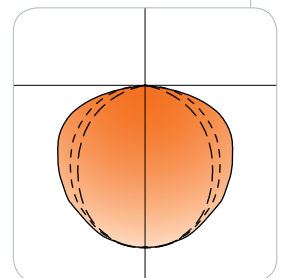
red insert

green insert

blue insert

## performance

2-Lamp T5  
83% Efficiency  
1578 cd @ 10°



Visit [focalpointlights.com](http://focalpointlights.com) for complete photometric data.

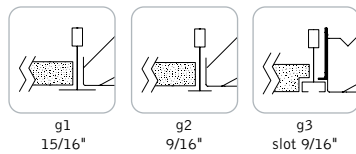
fixture:

project:

## mounting information

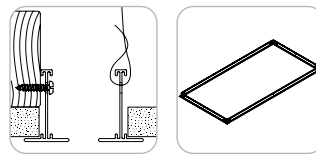
### grid

for lay-in grid, specify G1, G2 or G3.



### drywall frame kit

specify "DF" Drywall Frame Kit for drywall ceiling conditions.



Use tie-wire or screws to secure frame kit.

cut out dimensions:  
2': Min: 24.25"  
Max: 24.563"  
4': Min: 48.25"  
Max: 48.563"

## specifications

### construction

One piece 20 Ga. steel reflector and housing.  
20 Ga. steel ends form finishing housing.  
Side access 20 Ga. steel ballast compartment.  
Earthquake brackets supplied as standard.

Weight: 25 lbs

### optic

20 Ga. steel reflectors finished in matte satin white powder coat.  
.095" thick frosted white acrylic lamp diffusers with linear micro-prism pattern.  
Optional .020" thick acrylic accent strip available in round or square pattern.

### electrical

Electronic ballasts are thermally protected and have a Class "P" rating.  
Consult factory for dimming specifications and availability.  
UL and cUL listed.

### finish

Polyester powder coat applied over a 5-stage pre-treatment.  
Optional Matte Satin White with anti-microbial coating provides 99.99% protection against a broad spectrum of micro-organisms.

## low ballast factor options

lamp	ballast factor	ordering code
(2)T5	.95	S95
(2)T5	.90	S90
(2)T5	.85	S85
(2)T5H0	.80	S80
(2)T8 (instant start)	.77	E77

Note: 347V not available for low ballast factor.

## ordering

luminaire series	Aerion	FAR	<u>        </u>
nominal size	2' x 4'	24	<u>        </u>
shielding	Acrylic Diffuser	AC	<u>        </u>
	Acrylic Diffuser with Round Accent Strip	RA	<u>        </u>
	Acrylic Diffuser with Square Accent Strip	SA	<u>        </u>
optional color insert	(Leave blank for no color)		<u>        </u>
	Red	R	<u>        </u>
	Green	G	<u>        </u>
	Blue	B	<u>        </u>
lamp quantity	One Lamp (T5H0 only)	1	<u>        </u>
	Two Lamps	2	<u>        </u>
lamp type	T5	T5	<u>        </u>
	T5H0	T5H0	<u>        </u>
	T8	T8	<u>        </u>
ballast	(see chart for low ballast factor options)		<u>        </u>
	Electronic Instant Start <10% THD (T8 only)	E	<u>        </u>
	Electronic Program Start <10% THD	S	<u>        </u>
	Electronic Dimming Ballast*	D	<u>        </u>
	Electronic Step Dimming	DA	<u>        </u>
voltage	120 Volt	120	<u>        </u>
	277 Volt	277	<u>        </u>
	347 Volt (not available with low ballast factor option)	347	<u>        </u>
mounting	15/16" Grid	G1	<u>        </u>
	9/16" Grid	G2	<u>        </u>
	9/16" Slot Tee	G3	<u>        </u>
factory options	Air Return (Overall height for luminaire with Air Return is 4.26")	AR	<u>        </u>
	Chicago Plenum	CP	<u>        </u>
	Drywall Frame Kit (Cut out dimensions: Min: 24.25"/Max: 24.563" Min: 48.25"/Max 48.563")	DF	<u>        </u>
	Emergency Battery Pack*	EM	<u>        </u>
	HLR/GLR Fuse	FU	<u>        </u>
	Flex Whip*	FW	<u>        </u>
	Include 3000K Lamp*	L830	<u>        </u>
	Include 3500K Lamp*	L835	<u>        </u>
	Include 4100K Lamp*	L841	<u>        </u>
	Separate Circuit*	SC	<u>        </u>
	(Not available with S95 ballast option)		
	Separate Circuit Tandem*	SCT	<u>        </u>
	Lutron™ Sensor Feed* (EcoSystem ballast required)	SF	<u>        </u>
finish	Matte Satin White	WH	<u>        </u>
	Matte Satin White with Anti-Microbial Coating	WHA	<u>        </u>

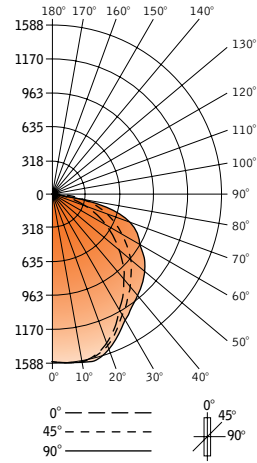
\* for more information see Reference section.

# aerion™ 2x4



Filename: FAR24AC2T5.IES  
 Catalog #: FAR-24-AC-2-T5-1C-UNV-S-G-WH  
 Efficiency: 83%  
 Test #: 13991.0

## CANDLEPOWER DISTRIBUTION



Vertical Angle	0°	22.5°	45°	67.5°	90°	Zonal Lumens
0°	1569	1569	1569	1569	1569	
5°	1565	1565	1565	1565	1565	149
15°	1537	1539	1548	1559	1584	440
25°	1371	1380	1405	1431	1444	651
35°	1141	1156	1207	1260	1284	760
45°	921	951	1039	1128	1175	807
55°	689	71	846	983	1043	769
65°	453	503	646	805	879	650
75°	35	90	428	545	591	443
85°	61	95	135	161	174	139
90°	0	0	0	0	0	0
95°	0	0	0	0	0	0
105°	0	0	0	0	0	0
115°	0	0	0	0	0	0
125°	0	0	0	0	0	0
135°	0	0	0	0	0	0
145°	0	0	0	0	0	0
155°	0	0	0	0	0	0
165°	0	0	0	0	0	0
175°	0	0	0	0	0	0
180°	0	0	0	0	0	0

Spacing Criteria  
 End: 1.2  
 Cross: 1.3

## LUMEN SUMMARY

Zone	Lumens	% Lamp	% Fixt
0°-30°	1240	21.4	25.8
0°-40°	2000	34.5	41.6
0°-60°	3575	61.6	7.4
0°-90°	4807	82.9	100
<b>Total Luminaire</b>	<b>0°-180° 4807</b>	<b>82.9</b>	<b>100</b>

## LUMINANCE DATA (CD/M<sup>2</sup>)

Vertical Angle	0°	45°	90°
45°	1853	2090	2364
55°	1710	2100	2587
65°	1525	2176	2958
75°	1289	2352	3254
85°	1002	2202	2843

## CO-EFFICIENTS OF UTILIZATION

Floor	80	70	20	30	10	00	
Ceiling	70	50	30	10	50	10	00
Wall	99	99	99	99	96	96	96
<b>RCR 0</b>	<b>99</b>	<b>99</b>	<b>99</b>	<b>99</b>	<b>92</b>	<b>88</b>	<b>85</b>
1	90	86	82	79	88	84	78
2	82	75	69	64	80	73	64
3	75	66	59	54	73	65	53
4	68	58	51	46	67	57	45
5	62	51	44	38	61	51	38
6	57	46	38	33	56	45	33
7	53	41	34	29	51	41	29
8	49	37	30	25	47	36	25
9	45	33	26	21	44	32	21
10	42	30	23	19	40	30	19

Numbers indicate percentage values of reflectivity.

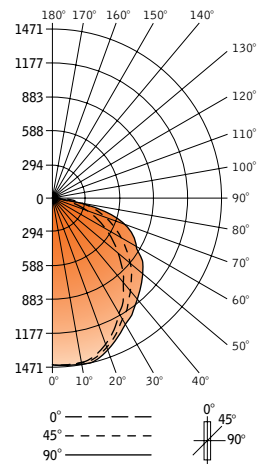
Go to [www.focalpointlights.com](http://www.focalpointlights.com) for additional photometric data.

# aerion™ 2x4



Filename: FAR24AC2T8.IES  
 Catalog #: FAR-24-AC-2-T8-S-120-G1-WH  
 Efficiency: 76%  
 Test #: 14158.0

## CANDLEPOWER DISTRIBUTION



Vertical Angle	0°	22.5°	45°	67.5°	90°	Zonal Lumens
0°	1460	1460	1460	1460	1460	
5°	1458	1458	1460	1462	1462	139
15°	1432	1435	1445	1457	1460	410
25°	1275	186	1313	1340	1351	608
35°	1082	1102	1150	1202	1222	723
45°	863	900	978	1136	1085	772
55°	643	687	792	906	950	714
65°	427	476	599	732	780	598
75°	229	280	400	486	513	407
85°	60	87	104	111	113	106
90°	0	0	0	0	0	0
95°	0	0	0	0	0	0
105°	0	0	0	0	0	0
115°	0	0	0	0	0	0
125°	0	0	0	0	0	0
135°	0	0	0	0	0	0
145°	0	0	0	0	0	0
155°	0	0	0	0	0	0
165°	0	0	0	0	0	0
175°	0	0	0	0	0	0
180°	0	0	0	0	0	0

Spacing Criteria  
 End: 1.2  
 Cross: 1.3

## LUMEN SUMMARY

Zone	Lumens	% Lamp	% Fixt
0°-30°	1157	19.6	25.8
0°-40°	1880	31.9	42.0
0°-60°	336	57.1	75.2
0°-90°	447	75.9	100
<b>Total Luminaire</b>	<b>0°-180° 447</b>	<b>75.9</b>	<b>100</b>

## LUMINANCE DATA (CD/M<sup>2</sup>)

Vertical Angle	0°	45°	90°
45°	1737	1968	2183
55°	1595	1965	2357
65°	1438	2017	2626
75°	1259	2199	2820
85°	980	1698	1845

## CO-EFFICIENTS OF UTILIZATION

Floor	80	70	20	30	10	00	
Ceiling	70	50	30	10	50	10	00
Wall	90	90	90	90	88	88	88
<b>RCR 0</b>	<b>90</b>	<b>90</b>	<b>90</b>	<b>90</b>	<b>84</b>	<b>84</b>	<b>81</b>
1	83	79	76	73	81	77	72
2	75	69	64	59	73	68	59
3	69	61	55	50	67	60	49
4	63	54	47	42	61	53	42
5	57	47	41	35	56	47	35
6	53	42	35	31	51	42	30
7	48	38	31	27	47	37	26
8	45	34	27	23	43	34	23
9	41	31	24	20	40	30	20
10	38	28	22	17	37	27	17

Numbers indicate percentage values of reflectivity.

Go to [www.focalpointlights.com](http://www.focalpointlights.com) for additional photometric data.