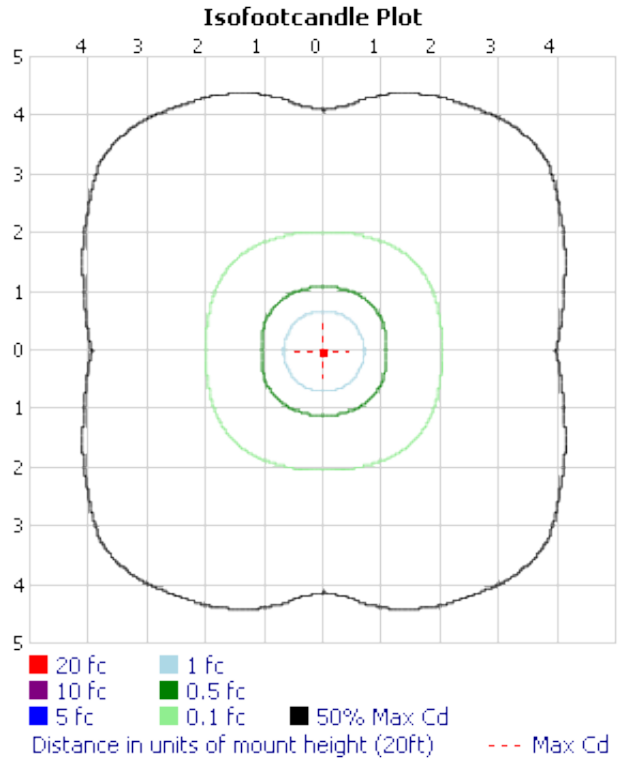
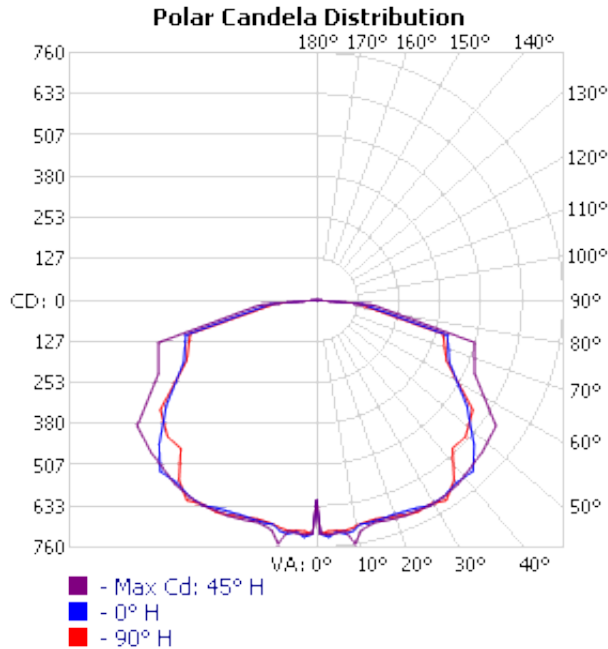


OUTDOOR PHOTOMETRIC REPORT
CATALOG: SPACESHIP-LED-40W

MANUFACTURER: ALCON LIGHTING
TEST #: L03134901R02
TEST LAB: LIGHT "LABORATORY," INC.
ISSUE DATE: 4/8/2013
CATALOG: SPACESHIP-LED-40W
DESCRIPTION: IP65 SPACESHIP HIGHBAY FOUR MODULES WITH 10 LEDS "EACH," DENTED SILVER REFLECTOR PRISMATIC LENS
LAMP OUTPUT: TOTAL LUMINAIRE LUMENS: 3241.7, ABSOLUTE PHOTOMETRY *
INPUT WATTAGE: 38.83
LUMINOUS OPENING: RECTANGLE W/LUMINOUS SIDES (L: 10.92", W: 10.92", H: 4.8")
MAX CD: 758.1 AT HORIZONTAL: 45°, VERTICAL: 9°
ROADWAY CLASS: TYPE VS



*TEST BASED ON ABSOLUTE PHOTOMETRY WHERE LAMP LUMENS=LUMENS TOTAL.
*CUTOFF CLASSIFICATION AND EFFICIENCY CANNOT BE PROPERLY CALCULATED FOR ABSOLUTE PHOTOMETRY.

OUTDOOR PHOTOMETRIC REPORT
 CATALOG: SPACESHIP-LED-40W

ZONAL LUMEN SUMMARY		
ZONE	LUMENS	% LUMINAIRE
0-30	600.2	18.5%
0-40	1,049.5	32.4%
0-60	2,136.4	65.9%
60-90	1,105.3	34.1%
70-100	615.6	19%
90-120	0	0%
0-90	3,241.7	100%
90-180	0	0%
0-180	3,241.7	100%

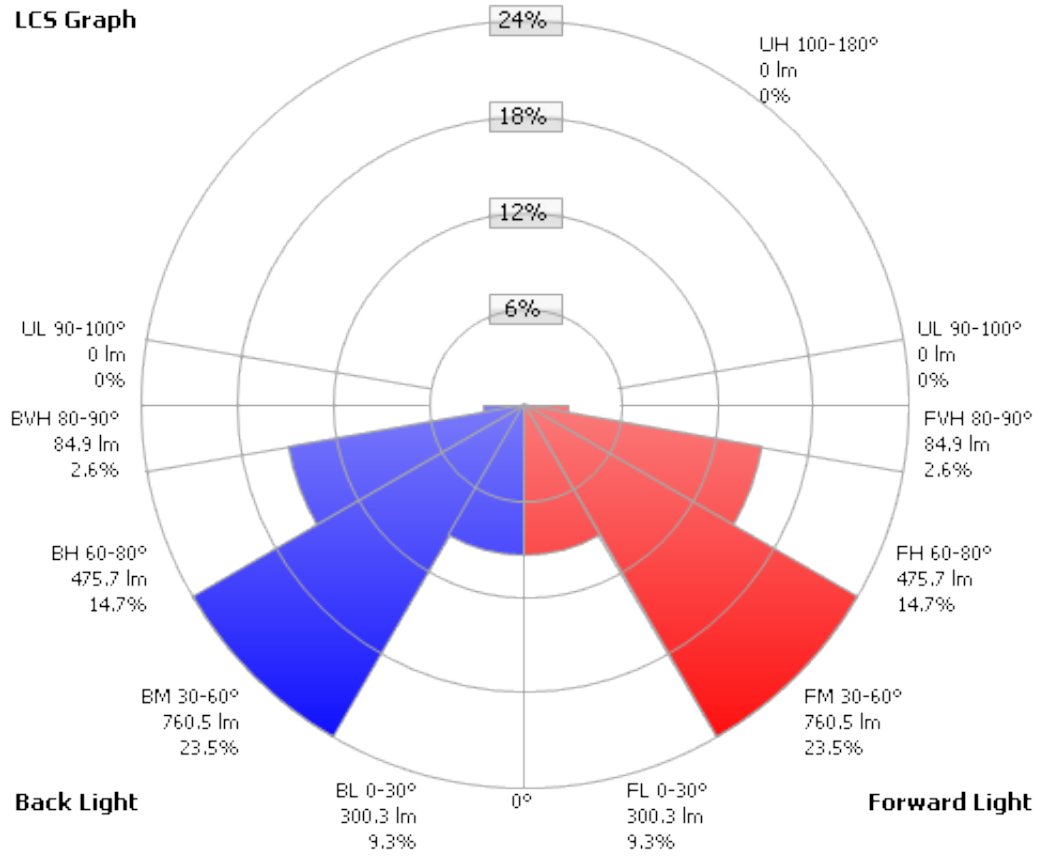
LUMENS PER ZONE					
ZONE	LUMENS	% TOTAL	ZONE	LUMENS	% TOTAL
0-10	68.7	2.1%	90-100	0	0%
10-20	200.5	6.2%	100-110	0	0%
20-30	331.1	10.2%	110-120	0	0%
30-40	449.3	13.9%	120-130	0	0%
40-50	524.3	16.2%	130-140	0	0%
50-60	562.6	17.4%	140-150	0	0%
60-70	489.7	15.1%	150-160	0	0%
70-80	486.7	15.0%	160-170	0	0%
80-90	128.8	4.0%	170-180	0	0%

ROADWAY SUMMARY		
DISTRIBUTION:		
	LUMENS	% LAMP
MAX CD, 90 DEG VERT:		0
MAX CD, 80 TO <90 DEG:		177.1
DOWNWARD STREET SIDE:	1,621.5	50%
DOWNWARD HOUSE SIDE:	1,621.5	50%
DOWNWARD TOTAL:	3,243.0	100%
UPWARD STREET SIDE:	0	0%
UPWARD HOUSE SIDE:	0	0%
UPWARD TOTAL:	0	0%
TOTAL LUMENS:	3,243.0	100%

LCS TABLE		
BUG RATING	B1 - U0 - G1	
FORWARD LIGHT	LUMENS	LUMENS %
LOW(0-30):	300.3	9.3%
MEDIUM(30-60):	760.5	23.5%
HIGH(60-80):	475.7	14.7%
VERY HIGH(80-90):	84.9	2.6%
BACK LIGHT		
LOW(0-30):	300.3	9.3%
MEDIUM(30-60):	760.5	23.5%
HIGH(60-80):	475.7	14.7%
VERY HIGH(80-90):	84.9	2.6%
UPLIGHT		
LOW(90-100):	0	0%
HIGH(100-180):	0	0%
TRAPPED LIGHT:	0	0%

OUTDOOR PHOTOMETRIC REPORT
CATALOG: SPACESHIP-LED-40W

LCS Graph



Back Light

Forward Light

Scale = Max LCS %

Trapped Light: 0lm, 0%

OUTDOOR PHOTOMETRIC REPORT
 CATALOG: SPACESHIP-LED-40W

CANDELA TABLE - TYPE C

	0	5	10	15	20	25	30	35	40	45	50	55	60	65	70	75	80	85	90	
0	616	616	616	616	616	616	616	616	616	616	616	616	616	616	616	616	616	616	616	616
5	714	714	716	717	713	710	708	711	715	719	723	726	727	725	721	718	713	711	710	710
15	701	701	698	700	700	704	708	713	707	706	708	711	715	709	702	701	704	702	696	696
55	564	568	580	589	603	615	633	646	662	674	677	660	647	636	613	607	601	593	587	587
65	452	454	465	475	484	502	517	532	538	537	538	536	520	500	479	461	449	447	441	441
75	417	424	443	459	470	479	484	493	501	504	501	484	469	457	443	430	420	411	403	403
85	141	145	150	155	162	168	172	176	177	177	173	169	162	156	150	145	138	130	126	126
90	0	0	0	0	0	0	0	0	0	0	0	0	0	0	0	0	0	0	0	0