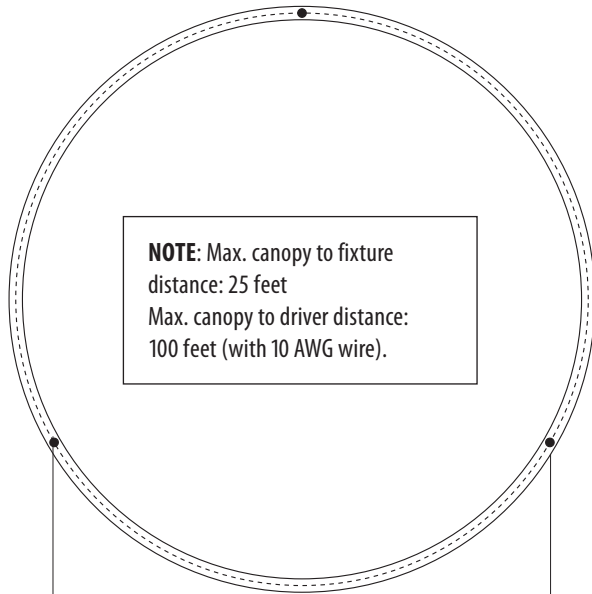
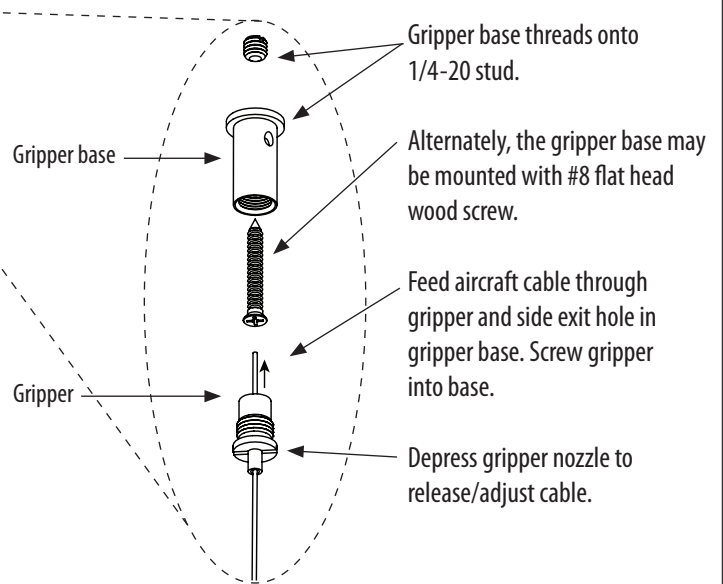
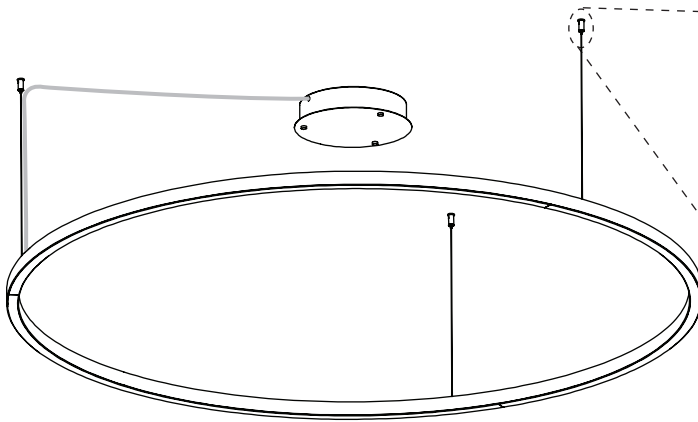


WARNING: Disconnect main power at the source prior to installation! Only qualified electricians should install Alcon Lighting products.

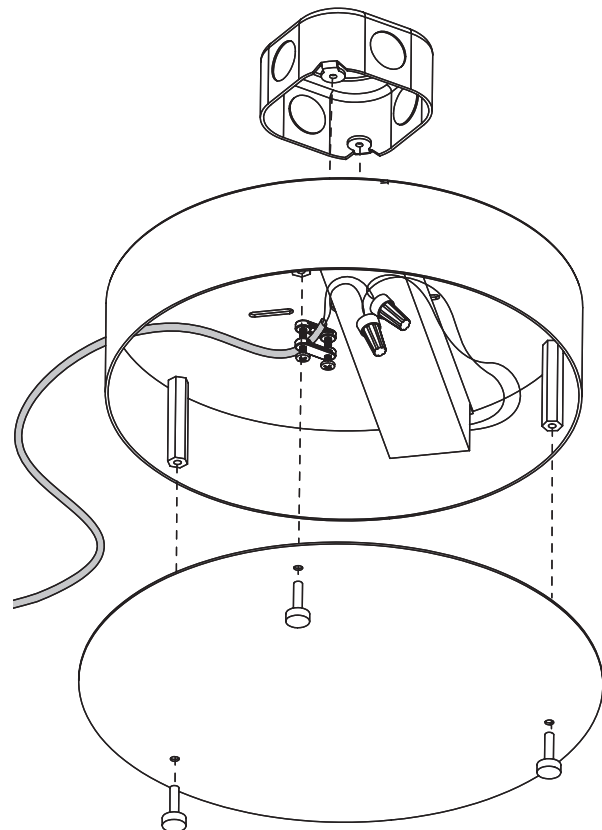


NOTE: Max. canopy to fixture distance: 25 feet
Max. canopy to driver distance: 100 feet (with 10 AWG wire).

Three mounting points, equally spaced:

- UC2** –24" dia. @ 20.785" spacing
- UC3** –34" dia. @ 29.45 spacing
- UC4** –44" dia. @ 38.1" spacing
- UC5** –64" dia. @ 55.426" spacing
- UC6** –79" dia. @ 68.42" spacing

Mount driver housing to octagonal box or mud ring. Wire up drivers to line voltage on primary side. Feed lamp cord through side of housing, secure with screw-down strain relief. Wire up according to wiring diagram, left.



Wiring:

Red to 24VDC positive
Blue to 24VDC negative

Driver 1

Red/White to 24VDC positive
Blue/White to 24VDC negative

Driver 2

Dimming:

Purple and Gray wires from driver to 0-10V dimmer, cap if not used.