

## FIXTURE SPECIFICATIONS

### INTENDED USE

This landscape LED well light affords maximized light output including a lens made of tempered glass to guard against natural including water-based damage. Our 12-inch light installs in most locations, soil and concrete.

### FEATURES

**Dia** 12.25" x **W** 12.25" x **H** 15"

**Construction:** Corrosion Resistant  
Fiberglass

**Installation:** Rated for In-Ground Soil and Concrete Applications

**Lens:** Clear, Heat Resistant, Tempered Glass

**Finish:** Bronze

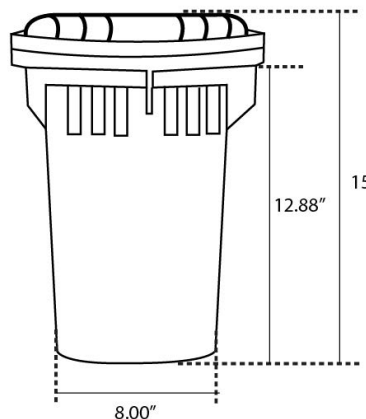
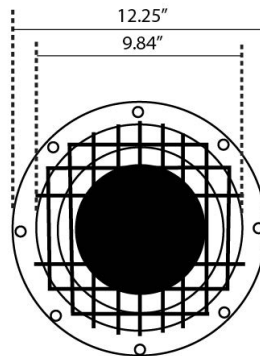
**RGBW Controller:** Bluetooth via Smart Life – Smart Living mobile app (available for iOS and Android devices)

**CRI:** 80+

**Life:** 35,000 Hours

**Listing:** ETL Approved for Wet Location

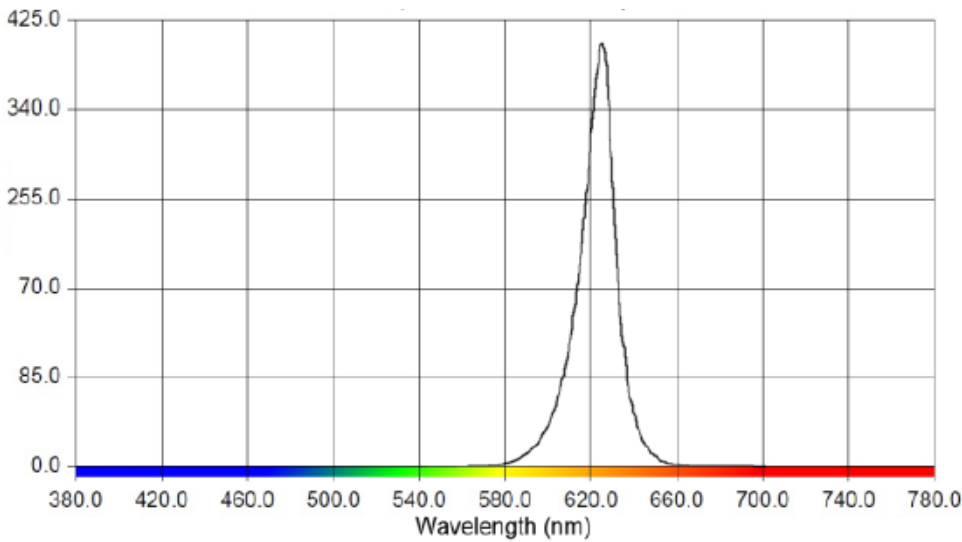
**Lamp Type:** LED bulb Included



## ORDERING INFORMATION Example: (9103-RGBW)

Model	Lamp Type	Color Temp
9103	<b>RGBW</b> RGBW   15W   1300 lms   120° Beam Spread   120V Turtle Friendly   15W   450 lms   40° Beam Spread   120V White   <b>TF</b> 12.5W   1200 lms   25° Beam Spread   120-277V White   <b>W25</b> 12.5W   1200 lms   40° Beam Spread   120-277V <b>W40</b>	<b>(Blank)</b> RGB + W (27-64K) <b>(Blank)</b> 630nm Turtle Friendly <b>27K</b> 2700K <b>30K</b> 3000K <b>40K</b> 4000K <b>50K</b> 5000K

Turtle Friendly Wavelength Chart



Color Temperature Guide

