

INTENDED USE

The drive over driveway in-ground RGB LED well light seamlessly blends durability, energy efficiency, and contemporary design. Featuring a heat-resistant tempered glass lens, this fixture optimizes light output while ensuring robust protection against environmental elements. Its remote-controlled RGB color-changing capability offers versatile lighting options, making it perfect for enhancing the ambiance of steps, walkways, gardens, parks, or any outdoor space where both functionality and style are key priorities.

FEATURES

Construction: 201 stainless steel housing with a polycarbonate body, reinforced by a 201 stainless steel top

Lens: Clear, heat-resistant, tempered glass with 98% transmittance

Voltage: 100–240V

Color temperature: RGB

Remote Control: IR remote control with on and off switch. Set 16 colors and choose 16 brightness levels for each. One remote control can control several luminaires.

Memory Function: A memory feature is available upon request to preserve the user's selected color setting, even after the fixture is powered off.

Operating Temperature: ~49°F – 131°F

Life: 30,000 Hrs

Listing: Wet-location rated, IP65

Warranty: 1 year carefree for parts & components (Labor not included)



Size	Wattage
5.9"	9W
7"	9/12W
7.9"	12W
8.7"	18W

SPEC
.....
GRADE

1
YEAR
WARRANTY

RGB

IP65

WET

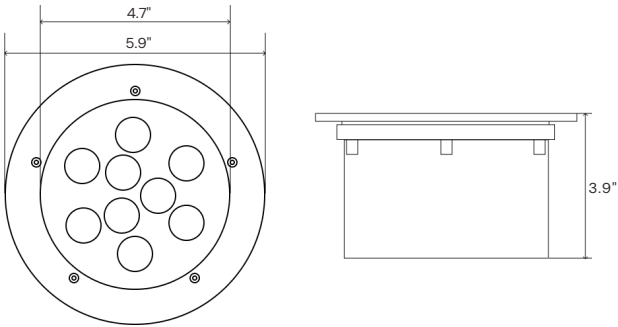
ORDERING INFORMATION Example:

Model	Wattage	Size	Beam Angle
9034	9 ¹ 9 Watts 12 ² 12 Watts 18 ³ 18 Watts	SM 5.9 Inches MD 7 Inches LG 7.9 Inches XL 8.7 Inches	10 10° Narrow Spot 15 15° Spot 30 30° Narrow Flood 45 45° Flood 60 60° Wide Flood

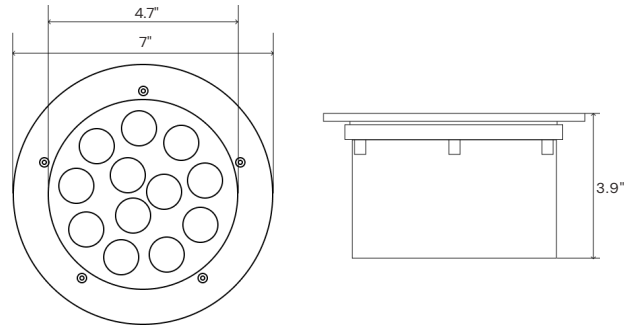
¹ Available in sizes SM and MD.
² Available in sizes MD and LG.
³ Available in size XL.

DIMENSIONS

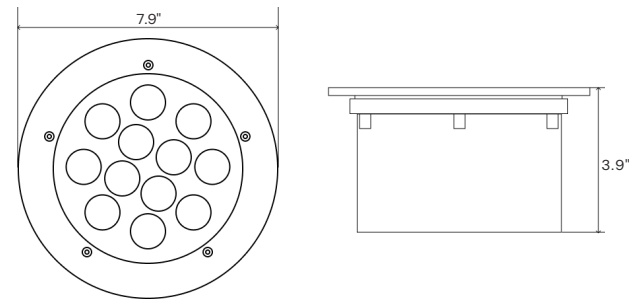
SM
9 LED Dials



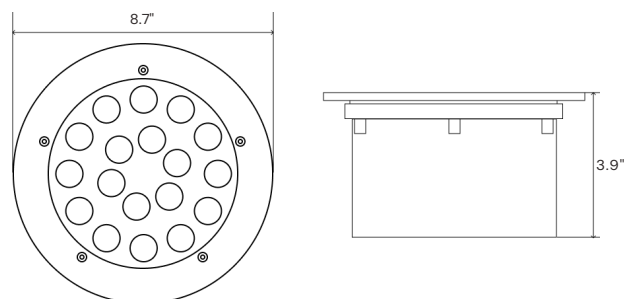
MD
12 LED Dials



LG
12 LED Dials



XL
18 LED Dials



CONTROL

