

Project Name: _____ Type: _____ Quantity: _____

INTENDED USE

Troffer Light available in three sizes including 1'x4', 2'x2', and 2'x4' and suitable for both flange and grid installations. Corrosion resistant with a durable acrylic lens that enhances general illumination. Ideal for commercial and institutional environments and the wet model for environments such as showers, bathrooms, locker rooms, recreational facilities, and other applications needing a wet location listing.

FEATURES

Construction: Die-formed and welded 22-gauge cold rolled steel housing with aluminum or steel door frame.

Wet location option: Sealed with gaskets between the lens, door frame and housing guard against moisture

Mounting: T-Bar ceiling with optional field installed flange kit.

Voltage: 120-277V

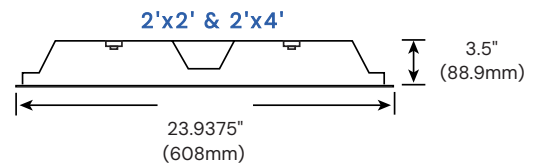
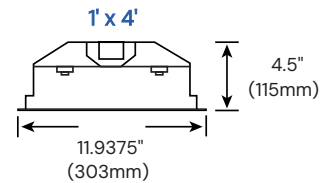
Finish: Standard for corrosion resistance and efficiency.

CRI: 80+

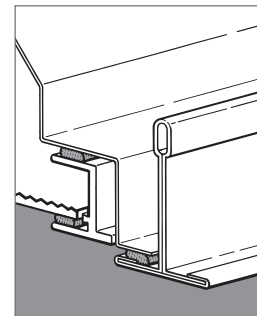
Life: L70 +60,000 hours

Warranty: 5 years carefree for Parts & Components (Labor Not Included)

Listings: cULus Listed for Wet Location (covered ceilings only), DLC, LM79, CEC Compliant EM, Assembled in the USA, Buy American Act compliant.



Triple gasketing provided for wet location



ORDERING INFORMATION Example: (14079-14-27-35K-WHS-G-A12-EM5)

Model	Size	Wattage Lumens	Color Temp	Dimming	Door Frame	Trim Type	Diffuser	Optional Controls	Options
14079 Dry location	14 1'x4'	27 27W 3537LM	30K 3000K 35K 3500K	010 0-10V 10%-100%	WHS² White Steel	G Grid	A1² Acrylic Lens 0.1\"	Blank No Controls	EM5 5W Emergency Back-up Battery
14079-WET Wet location	22 2'x2'	36 36W 4850LM	40K 4000K 50K 5000K	Tunable White 050⁶ Tunable White 0-10V	BKS² Black Steel	F Flange	A12³ Acrylic Lens 0.125\"	2N1⁵ Dual Channel 0-10V Tunable White Wall Dimmer Switch	EM8 8W Emergency Back-up Battery EM16 16W Emergency Back-up Battery EM25 25W Emergency Back-up Battery
	24 2'x4'	44 44W 5798LM 54 54W 7134LM 72 72W 9238LM 108 108W 13088LM 174¹ 174W 20000-21087LM	Tunable White TW2065⁶ Tunable White 2000-6500K TW2750⁶ Tunable White 2700-5000K		WHA³ White Aluminum BKA³ Black Aluminum	FSQH⁴ Flanged with swing gate hanger			DD Daylight dimming photo sensor. GTD Bodine Generator Transfer Device Buy American Act compliant BAA Pre-wired 6' Whip Flex PW6 Single Gasketing (Door to Housing) GS1⁴ Double Gasketing (GS1 and Lens to Door) Triple GS2⁴ Gasketing (GS2 and Housing to Ceiling) GS3⁴ Microwave bi-level Occupancy Sensor, adjustable via DIP switch.

¹ Only available in sizes 2' x 2' and 2' x 4' for Dry location

² Standard for Dry location.

³ Standard for Wet location.

⁴ Only available for Dry location.

⁵ See Table1 to find factory setting

⁶ Must specify Control for Tunable White

COMPATIBLE DIMMER SWITCH

	0-10V 2100 2101 2102
	DVSTV

OS FACTORY SETTING (TABLE 1)

Detection Area	100%
Hold-time	5 sec
Daylight sensor	Disable
Stand-by period (tri-level control)	10 sec
Stand-by dimming level	10%

CEILING OPENING

Series	Size	Width	Length
F	1' x 4'	12-3/8"	48-3/8"
	2' x 2'	24-3/8"	24-3/8"
	2' x 4'	24-3/8"	48-3/8"
FSGH	1' x 4'	12-3/16"	48-3/4"
	2' x 2'	23-15/16"	24-7/8"
	2' x 4'	24-5/8"	48-3/4"

PHOTOMETRY

14079-14-27W
Illuminance at a Distance

	Center Beam FC	Beam Width
1.7FT	568 FC	3.7 FT 3.1 FT
3.3FT	151 FC	7.1 FT 6.0 FT
5.0FT	65.7 FC	10.8 FT 9.2 FT
6.7FT	36.6 FC	14.5 FT 12.3 FT
8.3FT	23.8 FC	18.0 FT 15.2 FT
10.0FT	16.4 FC	21.7 FT 18.3 FT

■ Vert. Spread: 94.6°
■ Horiz. Spread: 85.0°

14079-14-36W
Illuminance at a Distance

	Center Beam FC	Beam Width
1.7FT	701 FC	3.7 FT 3.1 FT
3.3FT	186 FC	7.1 FT 6.0 FT
5.0FT	81.0 FC	10.8 FT 9.2 FT
6.7FT	45.1 FC	14.5 FT 12.3 FT
8.3FT	29.4 FC	18.0 FT 15.2 FT
10.0FT	20.2 FC	21.7 FT 18.3 FT

■ Vert. Spread: 94.6°
■ Horiz. Spread: 85.0°

14079-14-44W
Illuminance at a Distance

	Center Beam FC	Beam Width
1.7FT	897 FC	3.7 FT 3.1 FT
3.3FT	238 FC	7.1 FT 6.0 FT
5.0FT	104 FC	10.8 FT 9.2 FT
6.7FT	57.7 FC	14.5 FT 12.3 FT
8.3FT	37.6 FC	18.0 FT 15.2 FT
10.0FT	25.9 FC	21.7 FT 18.3 FT

■ Vert. Spread: 94.6°
■ Horiz. Spread: 85.0°

14079-14-54W
Illuminance at a Distance

	Center Beam FC	Beam Width
1.7FT	1,029 FC	3.7 FT 3.1 FT
3.3FT	273 FC	7.1 FT 6.0 FT
5.0FT	119 FC	10.8 FT 9.2 FT
6.7FT	66.2 FC	14.5 FT 12.3 FT
8.3FT	43.2 FC	18.0 FT 15.2 FT
10.0FT	29.7 FC	21.7 FT 18.3 FT

■ Vert. Spread: 94.6°
■ Horiz. Spread: 85.0°

14079-14-72W
Illuminance at a Distance

	Center Beam FC	Beam Width
1.7FT	1,401 FC	3.7 FT 3.1 FT
3.3FT	372 FC	7.1 FT 6.0 FT
5.0FT	162 FC	10.8 FT 9.2 FT
6.7FT	90.2 FC	14.5 FT 12.3 FT
8.3FT	58.8 FC	18.0 FT 15.2 FT
10.0FT	40.5 FC	21.7 FT 18.3 FT

■ Vert. Spread: 94.6°
■ Horiz. Spread: 85.0°

14079-14-108W
Illuminance at a Distance

	Center Beam FC	Beam Width
1.7FT	2,057 FC	3.7 FT 3.1 FT
3.3FT	546 FC	7.1 FT 6.0 FT
5.0FT	238 FC	10.8 FT 9.2 FT
6.7FT	132 FC	14.5 FT 12.3 FT
8.3FT	86.3 FC	18.0 FT 15.2 FT
10.0FT	59.5 FC	21.7 FT 18.3 FT

■ Vert. Spread: 94.6°
■ Horiz. Spread: 85.0°

14079-22-27W
Illuminance at a Distance

	Center Beam FC	Beam Width
1.7FT	550 FC	3.5 FT 3.7 FT
3.3FT	146 FC	6.8 FT 7.2 FT
5.0FT	63.6 FC	10.4 FT 10.9 FT
6.7FT	35.4 FC	13.9 FT 14.5 FT
8.3FT	23.1 FC	17.2 FT 18.0 FT
10.0FT	15.9 FC	20.7 FT 21.7 FT

■ Vert. Spread: 92°
■ Horiz. Spread: 85.0°

14079-22-36W
Illuminance at a Distance

	Center Beam FC	Beam Width
1.7FT	694 FC	3.5 FT 3.7 FT
3.3FT	184 FC	6.8 FT 7.2 FT
5.0FT	80.2 FC	10.4 FT 10.9 FT
6.7FT	44.7 FC	13.9 FT 14.5 FT
8.3FT	29.1 FC	17.2 FT 18.0 FT
10.0FT	20.1 FC	20.7 FT 21.7 FT

■ Vert. Spread: 92°
■ Horiz. Spread: 85.0°

14079-22-44W
Illuminance at a Distance

	Center Beam FC	Beam Width
1.7FT	828 FC	3.5 FT 3.7 FT
3.3FT	220 FC	6.8 FT 7.2 FT
5.0FT	95.7 FC	10.4 FT 10.9 FT
6.7FT	53.3 FC	13.9 FT 14.5 FT
8.3FT	34.7 FC	17.2 FT 18.0 FT
10.0FT	23.9 FC	20.7 FT 21.7 FT

■ Vert. Spread: 92°
■ Horiz. Spread: 94.7°

114079-22-54W
Illuminance at a Distance

	Center Beam FC	Beam Width
1.7FT	1,011 FC	3.5 FT 3.7 FT
3.3FT	268 FC	6.8 FT 7.2 FT
5.0FT	117 FC	10.4 FT 10.9 FT
6.7FT	65.1 FC	13.9 FT 14.5 FT
8.3FT	42.4 FC	17.2 FT 18.0 FT
10.0FT	29.2 FC	20.7 FT 21.7 FT

■ Vert. Spread: 92°
■ Horiz. Spread: 94.7°

14079-22-72W
Illuminance at a Distance

	Center Beam FC	Beam Width
1.7FT	1,388 FC	3.5 FT 3.7 FT
3.3FT	368 FC	6.8 FT 7.2 FT
5.0FT	160 FC	10.4 FT 10.9 FT
6.7FT	89.3 FC	13.9 FT 14.5 FT
8.3FT	58.2 FC	17.2 FT 18.0 FT
10.0FT	40.1 FC	20.7 FT 21.7 FT

■ Vert. Spread: 92°
■ Horiz. Spread: 94.7°

14079-22-108W
Illuminance at a Distance

	Center Beam FC	Beam Width
1.7FT	2,022 FC	3.5 FT 3.7 FT
3.3FT	536 FC	6.8 FT 7.2 FT
5.0FT	234 FC	10.4 FT 10.9 FT
6.7FT	130 FC	13.9 FT 14.5 FT
8.3FT	84.8 FC	17.2 FT 18.0 FT
10.0FT	58.4 FC	20.7 FT 21.7 FT

■ Vert. Spread: 92°
■ Horiz. Spread: 94.7°

14079-24-36W
Illuminance at a Distance

	Center Beam FC	Beam Width
1.7FT	729 FC	3.7 FT 3.7 FT
3.3FT	193 FC	7.2 FT 7.2 FT
5.0FT	84.3 FC	10.9 FT 10.9 FT
6.7FT	46.9 FC	14.6 FT 14.6 FT
8.3FT	30.6 FC	18.1 FT 18.1 FT
10.0FT	21.1 FC	21.9 FT 21.8 FT

■ Vert. Spread: 92°
■ Horiz. Spread: 94.7°

14079-24-44W
Illuminance at a Distance

	Center Beam FC	Beam Width
1.7FT	871 FC	3.7 FT 3.7 FT
3.3FT	231 FC	7.2 FT 7.2 FT
5.0FT	101 FC	10.9 FT 10.9 FT
6.7FT	56.1 FC	14.6 FT 14.6 FT
8.3FT	36.6 FC	18.1 FT 18.1 FT
10.0FT	25.2 FC	21.9 FT 21.8 FT

■ Vert. Spread: 92°
■ Horiz. Spread: 94.7°

14079-24-54W
Illuminance at a Distance

	Center Beam FC	Beam Width
1.7FT	1,072 FC	3.7 FT 3.7 FT
3.3FT	284 FC	7.2 FT 7.2 FT
5.0FT	124 FC	10.9 FT 10.9 FT
6.7FT	69.0 FC	14.6 FT 14.6 FT
8.3FT	45.0 FC	18.1 FT 18.1 FT
10.0FT	31.0 FC	21.9 FT 21.8 FT

■ Vert. Spread: 92°
■ Horiz. Spread: 94.7°

14079-24-72W
Illuminance at a Distance

	Center Beam FC	Beam Width
1.7FT	1,388 FC	3.7 FT 3.7 FT
3.3FT	368 FC	7.2 FT 7.2 FT
5.0FT	160 FC	10.9 FT 10.9 FT
6.7FT	89.4 FC	14.6 FT 14.6 FT
8.3FT	58.2 FC	18.1 FT 18.1 FT
10.0FT	40.1 FC	21.9 FT 21.8 FT

■ Vert. Spread: 92°
■ Horiz. Spread: 94.7°

14079-24-108W
Illuminance at a Distance

	Center Beam FC	Beam Width
1.7FT	2,103 FC	3.7 FT 3.7 FT
3.3FT	558 FC	7.2 FT 7.2 FT
5.0FT	243 FC	10.9 FT 10.9 FT
6.7FT	135 FC	14.6 FT 14.6 FT
8.3FT	88.2 FC	18.1 FT 18.1 FT
10.0FT	60.8 FC	21.9 FT 21.8 FT

■ Vert. Spread: 92°
■ Horiz. Spread: 94.7°

COLOR TEMPERATURE GUIDE

2700K	3000K	3500K	4000K	5000K
WARM WHITE	SOFT WHITE GLOW	NEUTRAL GLOW	COOL WHITE GLOW	DAYLIGHT GLOW
friendly personal intimate	soft warm pleasing	sociable inviting non-threatening	neat clean efficient	bright cool alert
HOMES LIBRARIES RESTAURANTS	HOMES HOTEL ROOMS LOBBIES RETAIL STORES	EXECUTIVE OFFICES RECEPTION AREAS SUPERMARKETS	OFFICES CLASSROOMS MASS MERCHANDISERS SHOWROOMS	GRAPHICS INDUSTRY HOSPITALS GALLERIES BEAUTY SALONS
X	✓	✓	✓	✓