

FEATURES & SPECIFICATIONS

The **Alcon Lighting 14028 Edge Lit LED** direct luminaire offers abundant light and a modern slim design perfect for today's interior spaces, suited for recessed, suspended, and surface mount applications for offices, conference rooms, corridors, schools, labs, and public spaces.

FEATURES

Construction: High-grade aluminum frame

CRI: 80

Voltage: 120-277V 50/60Hz

Dimming: 0-10V Dimmable

Mounting: Recessed; T-Bar Frame (Standard)

Color Temperature Select: Capable of delivering 3000K, 3500K, 4000K & 5000K Color Temperatures

Lumens:

1x4: 105 lms per watt

2x2: 106 lm per watt

2x4: 112 lm per watt

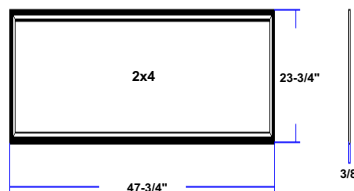

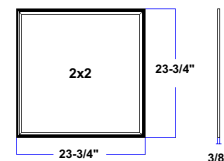
Life: 50,000 Hour

Operating Temperature: -4°F ~ 122°F (-20°C ~ 50°C)

Power Factor: > 0.95

Listings: UL/cUL, DLC, FCC, RoHS, IP40, LM-80, LM-79

Warranty: 5 Years Carefree for Parts & Components (Labor Not Included)



Ordering Information: Example: (14028-14)

Model	Size Wattage	Options
14028	14 1x4 Power Selectable: 30W, 35W, 40W, 45W	SF Surface Mount Kit
	22 2x2 Power Selectable: 30W, 35W, 40W, 45W	SP Suspension Mount Kit
	24 2x4 Power Selectable: 35W, 40W, 45W, 50W	EM5 5W Remote Emergency Back-up Battery
		EM10 10W Remote Emergency Back-up Battery