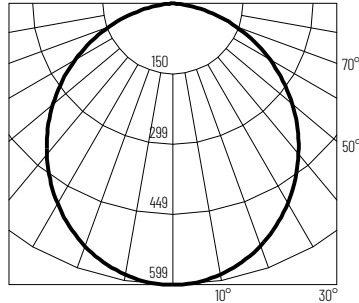


13150 - PHOTOMETRICS

Test Information

Part Number: 13150-2-AL
 Distribution: Symmetrical
 Lumens: 1543lm
 Wattage: 20.4W
 Efficacy: 76lpw
 CCT / CRI: 3000K / 90 CRI
 Spacing Criteria (0°-180°): 1.22
 Spacing Criteria (90°-270°): 1.24

Polar Curve



Zonal Lumen Summary

| Zone | Lumens | % Luminaire |
|--------|--------|-------------|
| 0-30 | 458 | 29.7 |
| 0-40 | 743 | 48.2 |
| 0-60 | 1280 | 83 |
| 0-90 | 1535 | 99.5 |
| 90-180 | 8 | 0.5 |
| 0-180 | 1543 | 100 |

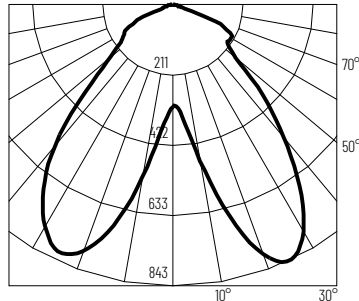
Candela Table

| Vertical Angles | Candela |
|-----------------|---------|
| 0 | 599 |
| 5 | 595 |
| 15 | 570 |
| 25 | 523 |
| 35 | 452 |
| 45 | 365 |

Test Information

Part Number: 13150-2-DAL
 Distribution: Double
 Asymmetrical Lumens: 1677lm
 Wattage: 20.3W
 Efficacy: 83lpw
 CCT / CRI: 3000K / 90 CRI
 Spacing Criteria (0°-180°): 1.94
 Spacing Criteria (90°-270°): 1.14

Polar Curve



Zonal Lumen Summary

| Zone | Lumens | % Luminaire |
|--------|--------|-------------|
| 0-30 | 451 | 28.9 |
| 0-40 | 809 | 46.5 |
| 0-60 | 1409 | 80 |
| 0-90 | 1670 | 100 |
| 90-180 | 8 | 0 |
| 0-180 | 1677 | 100 |

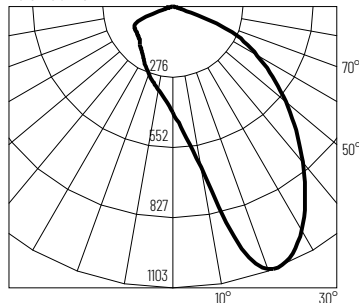
Candela Table

| Vertical Angles | Candela |
|-----------------|---------|
| 0 | 307 |
| 5 | 339 |
| 15 | 656 |
| 25 | 843 |
| 35 | 664 |
| 45 | 386 |

Test Information

Part Number: 13150-2
 Distribution: Single
 Asymmetrical Lumens: 1632lm
 Wattage: 20.4W
 Efficacy: 80lpw
 CCT / CRI: 3000K / 90 CRI
 Spacing Criteria (0°-180°): 2.12
 Spacing Criteria (90°-270°): 1.18

Polar Curve



Zonal Lumen Summary

| Zone | Lumens | % Luminaire |
|--------|--------|-------------|
| 0-30 | 434 | 26.6 |
| 0-40 | 742 | 45.5 |
| 0-60 | 1329 | 81.4 |
| 0-90 | 1625 | 99.6 |
| 90-180 | 7 | 0.4 |
| 0-180 | 1632 | 100 |

Candela Table

| Vertical Angles | Candela |
|-----------------|---------|
| 0 | 414 |
| 5 | 489 |
| 15 | 998 |
| 25 | 1075 |
| 35 | 889 |
| 45 | 666 |