

Project Name:

Type:

Quantity:

FIXTURE SPECIFICATIONS

INTENDED USE

Our fully enclosed, field adjustable lumen output and color temperature LED panel light comes with an antimicrobial coating to resist bacteria, rust and corrosion. The commercial-grade light is designed to lay in drop ceilings in healthcare applications, offices, medical facilities, schools and commercial kitchens. Suitable for damp locations, this LED back-lit panel light provides up to 5,000 lumens of high-CRI light in either of its 2-ft x 2-ft, 1-ft x 4-ft or 2-ft x 4-ft dimensions.

FEATURES

Construction: Die-formed and welded 22-gauge cold rolled steel

Color Temperature Switch: Capable of delivering 3500K, 4000K & 5000K color temperatures

Driver: 0-10V dimmer driver (Dims to 10%)

CRI: 80+

Voltage: 120-277V

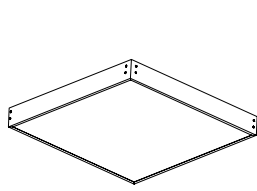
Finish: White antimicrobial finish

Operating Temperature: -4°F ~ 113°F (-20°C ~ 45°C)

Life: 100,000 hours

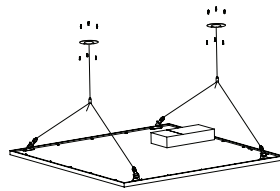
Warranty: 5 years carefree for parts & components (Labor Not Included)

Listings: cULus, DLC, CEC Compliant EM, Assembled in the USA



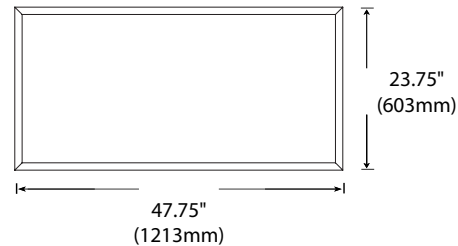
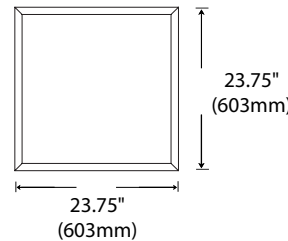
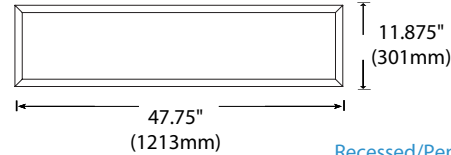
Optional

S - Surface Mount Kit




Optional

P - 66" Aircraft Cable
Pendant Mount



Recessed/Pendant
Mount Depth:
1.625" (41mm)

Surface Mount Depth:
2.8125" (72mm)



Wattage and Color Temp Switch is
located on the back of the fixture



ORDERING INFORMATION Example: (12509-R-14)

Model	Mounting	Size Wattage Lumen	Warranty	Options
12509	R	14	Blank <small>Standard</small> 5 Year Warranty W7 7 Year Warranty W10 10 Year Warranty	EM8
	T-Bar Recessed	1x4 25W / 30W / 40W 2950lms / 3450lms / 4480lms		8W EM Battery Backup
	P	22		EM16
	Pendant	2x2 25W / 30W / 40W 2950lms / 3450lms / 4480lms		16W EM Battery Backup
	S	24		OC DH
	Surface Mount	2x4 30W / 40W / 50W 3540lms / 4600lms / 5600lms		Occupancy Sensor w/ Daylight Harvesting
				GTD
				Bodine Generator Transfer Device