

Project Name:

Type:

Quantity:

FIXTURE SPECIFICATIONS

INTENDED USE

With a frosted lens, the architectural-grade Continuum LED lighting offers RGBW color-changing illumination to commercial, hospitality and residential interiors. Our pendant-mounted or surface-mounted ceiling product yields integrated, direct downlighting in standard lengths of 4ft and 8ft and can be joined together for seamless runs of any length. For optimal color-control consistency, this product works best within series F.

PRODUCT FAMILY

12100-23-RGBW-P | Pendant
12100-23-RGBW-S | Surface
12100-23-RGBW-W | Wall
12100-23-RGBW-R | Recessed

AVAILABLE LENGTHS

4FT | W 2.375" x L 48" x H 3.350"
8FT | W 2.375" x L 96" x H 3.350"

FEATURES

Construction: Die-formed and welded 22-gauge cold rolled steel

Continuous Run: Full ability to tandem mount for continuous run application

Controller: Wired touch wall control panel or Bluetooth via Illumi mobile app (available for iOS and android devices)

Control color, tune white light, create schedules, or use preloaded effects

Lens: Glare-free snap-in frosted acrylic for even distribution

Voltage: 120-277V

Dimming: Via touch wall control or mobile app controller


CRI: 80+

Color Temperature: RGB with White (3000K). For optimal color control consistency, this product works best within series F

Life: 50,000 hours L70

Warranty: 5 years carefree for parts & components (labor not included)

Listings: cETL Listed, LED Chips Tested to LM-80 Standards



New ilumi
Give Life to Light
[iOS + Android](#)

ORDERING INFORMATION Example: (12100-23-RGBW-P-4-R27-WH-AC4)

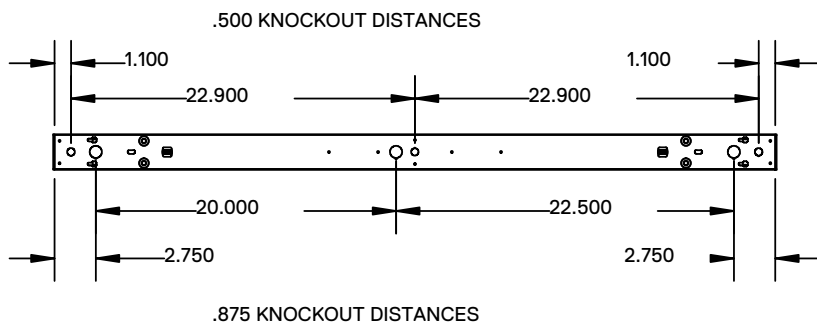
Model	Mount	Length	Wattage Lumens	Finish	Mounting	Controls
12100-23-RGBW	P Pendant	4 4 Feet	(Per 4 Foot Sections) R27	WH White	AC4 Standard 4' Adjustable Aircraft Cable (x2)	Blank Downloadable Bluetooth App Standard
	S Surface	8 8 Feet	27 Watts 1600lms R54	BK Black	AC8 8' Adjustable Aircraft Cable (x2)	WRF-W¹ Wall Control (Wireless RF Technology) White Finish
	W Wall	CRXX Continuous Run (Replace XX with Run Length in Feet)	54 Watts 3200lms	SL Silver	ST2 2' Stem	WRF-B¹ Wall Control (Wireless RF Technology) Black Finish
	R Recessed			SB Satin Brass		WDMX-W Wall Control (Wired DMX Technology) White Finish
				BL Blue		WDMX-B Wall Control (Wired DMX Technology) Black Finish
				OR Orange		
				GR Green		
				RD Red		
				RAL Consult Factory		



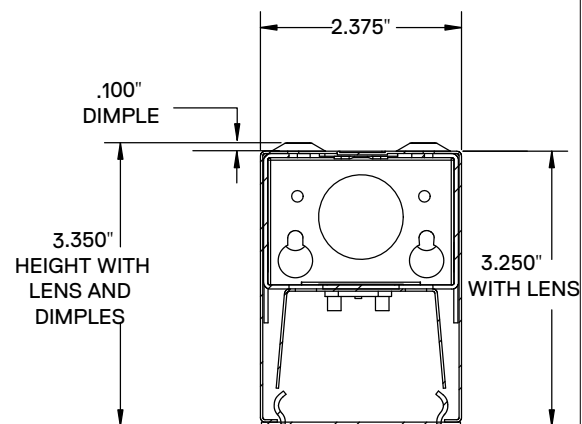
¹ Controller to be placed with 10 feet of the fixture and can only control up to 2 fixtures.

DRAWINGS AND DIMENSIONS

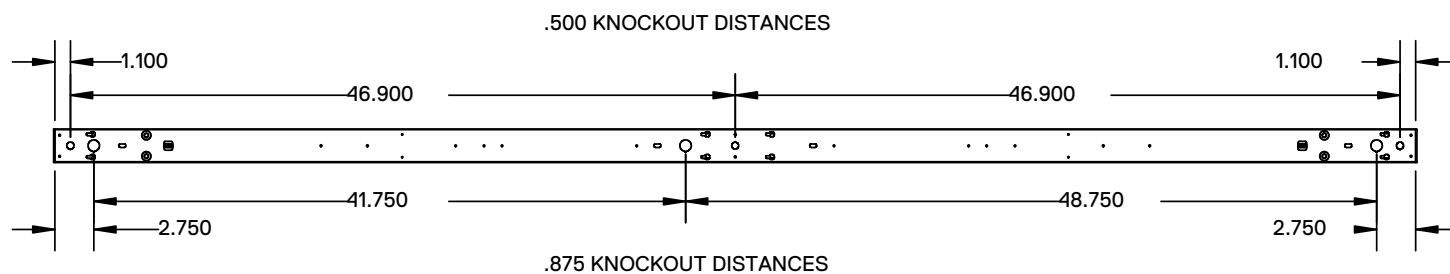
4 ft. Back View



End View



8 ft. Back View



RGBW Touch DMX512 Wall Control Panel



Feature

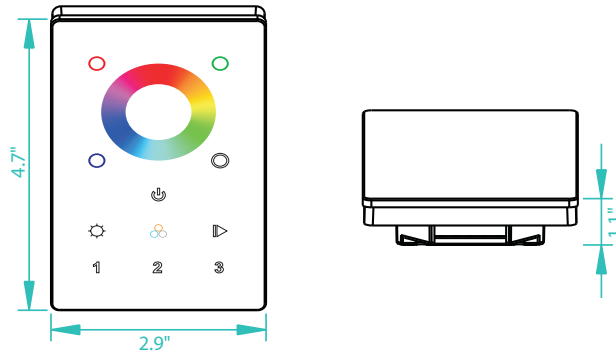
- 3 zones
- Sensitive Glass Touch Panel
- DMX512 Signal
- White & Black
- North American Size
- Max 20 fixtures (receivers) per control



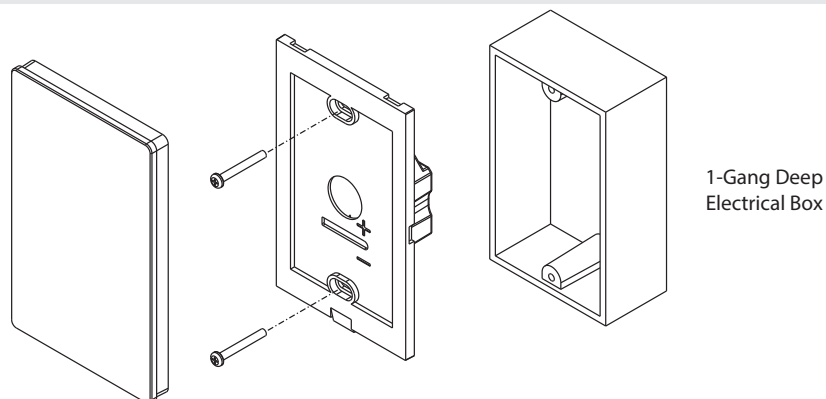
Parameter

Operation Voltage	OUTPUT	DIMENSIONS
12-24VDC	434MHz/868MHz	4.7" x 2.9" x 1.1"

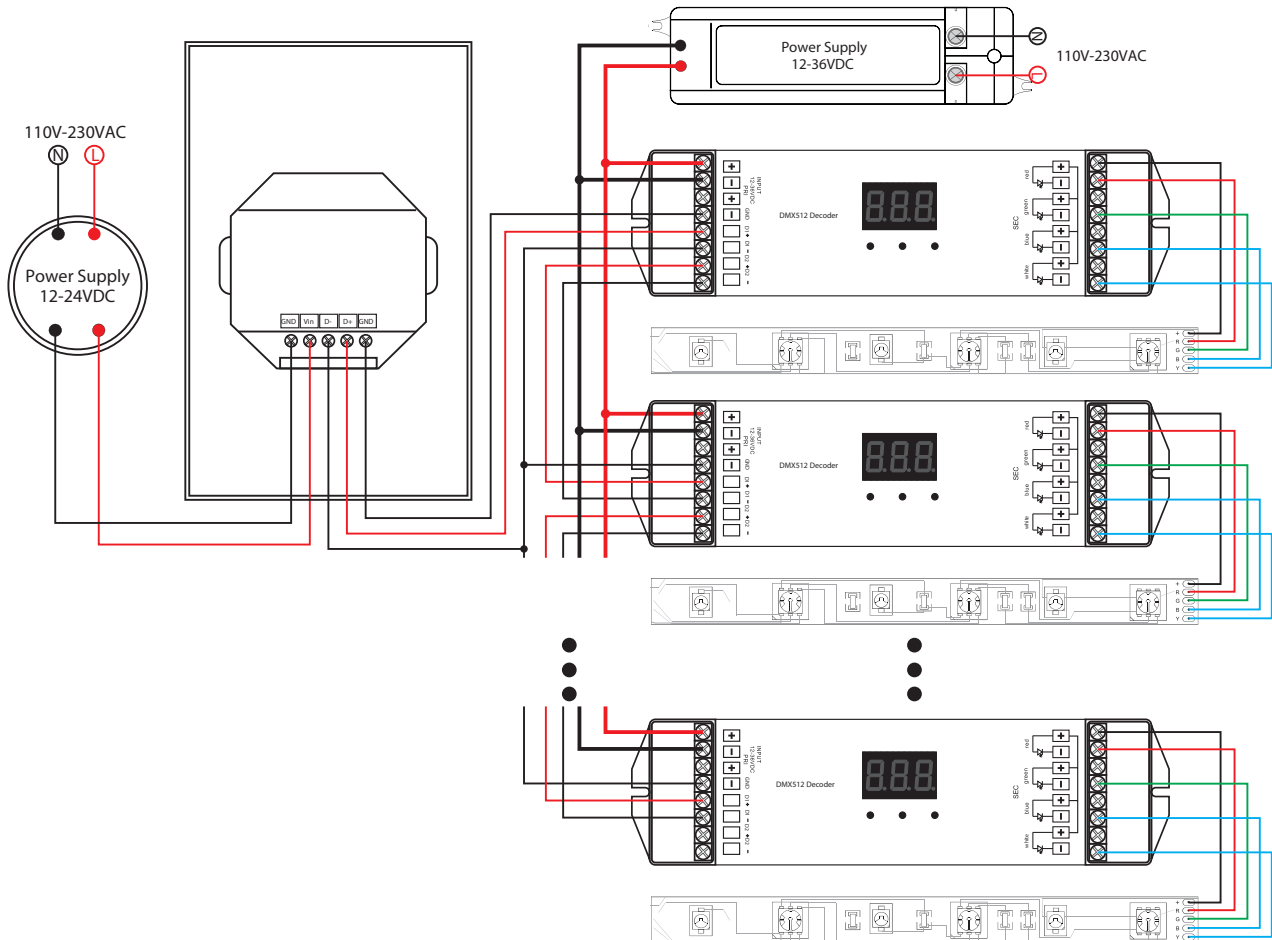
Product Size



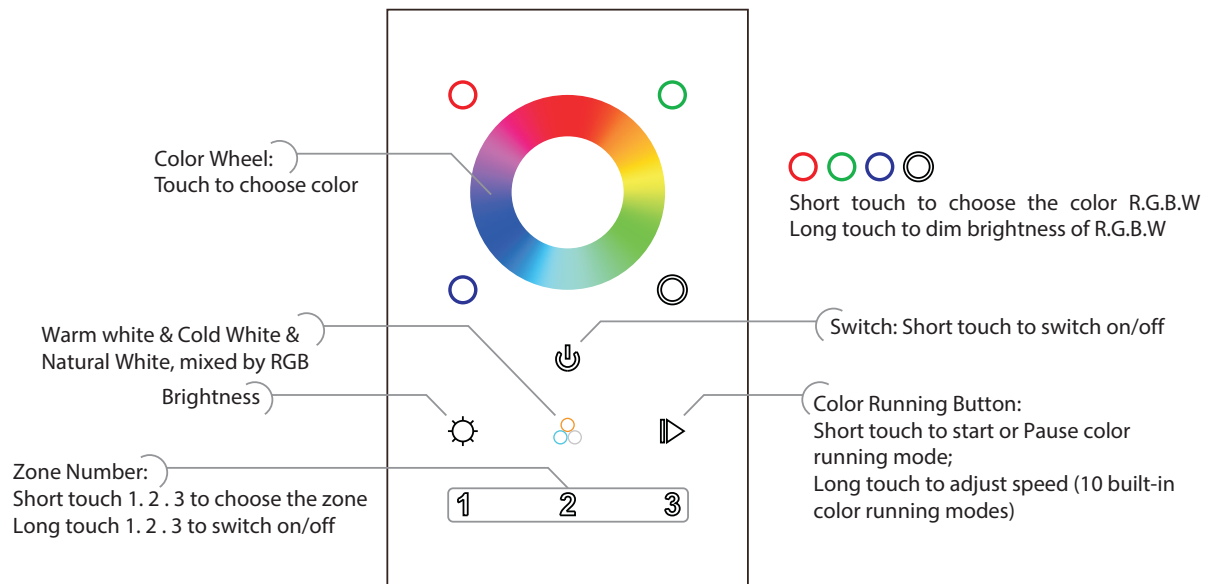
Installation



Wiring Diagram



Button Introduction



Operation

How to Set DMX Address ?

One Wall Control Panel can control 3 zones separately or synchronously
Each Zone can control DMX Decoders like our wall control panel.

All DMX Decoders

In Zone 1 set as 001

In Zone 2 set as 005

In Zone 3 set as 009

*Note: one DMX Decoder has 4 channels take 4 DMX Address, zone one take 001, 002, 003, 004:
zone 2 take 005,006.007.008, zone 3 take 009. 010.011.012*

Safety & Warnings

- 1) The product shall be installed and serviced by a qualified person.
- 2) IP20. Please avoid the sun and rain. When installed outdoors, please ensure it is mounted in a water proof enclosure.
- 3) Always be sure to mount this unit in an area with proper ventilation to avoid overheating.
- 4) Please check if the output voltage of any LED power supplies used comply with the working voltage of the product.
- 5) Never connect any cables while power is on and always assure correct connections to avoid short circuits before switching on.
- 6) Please ensure that the cable is secured tightly in the connector
- 7) For update information please consult your supplier.