

FIXTURE SPECIFICATIONS

INTENDED USE

The specification grade **Continuum 40 Architectural Linear LED Recessed Lighting** delivers continuous clean lines and clear light to commercial, hospitality and residential interior lighting applications. Our modern, slim profiles and stylish designs offer excellent illumination, exceptional performance and versatility in offices, classrooms, conference rooms, museums, retail outlets, hotels, restaurants, and more. The integrated LED Continuum is available in standard lengths of 2', 4', and 8', and can be joined together in seamless runs of any length.

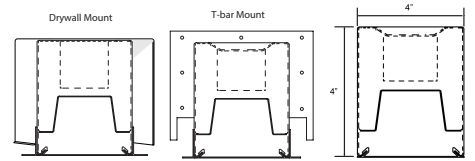
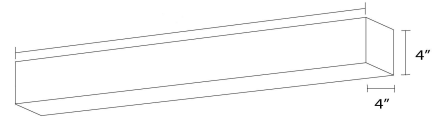

PRODUCT FAMILY

- 12100-40-P** | Pendant
- 12100-40-W** | Wall Mount
- 12100-40-S** | Surface
- 12100-40-R** | Recessed

AVAILABLE LENGTHS

- 2FT** | W 4" x L 24" x H 4"
- 4FT** | W 4" x L 48" x H 4"
- 8FT** | W 4" x L 96" x H 4"

Continuous Run | Consult Factory



FEATURES

- Construction:** Die-Formed and Welded 22-Gauge Cold Rolled Steel
- Continuous Row:** Full Ability to Tandem Mount for Continuous Run Application, Equipped with Male & Female Quick Connect Harnesses
- Custom Design:** Offered with Pre-Fabricated and Fully Illuminated Corners
- Lens:** Glare Free Snap In Frosted Acrylic for Even Distribution
- Power Factor:** > .95
- THD:** < 20
- Life:** 100,000 Hours L70
- Operating Temperature:** -4°F (-20°C) - 122°F (50°C)
- Emergency Lumens:** System Lumens x Emergency Wattage / System Wattage
- Warranty:** 5 Years Carefree for Parts & Components (Labor Not Included), 10 Year Option Available
- Listings:** CA Title 24 Compliant, cETL Listed, LED Chips Tested to LM-80 Standards, UL Listed for Dry & Damp Location



ORDERING INFORMATION Example: (12100-40-R-D18-S-4-80-30K-WH-HC-3-D10-LV-EM5)

Model	Lumen Output	Shape	Size	CRI	Color Temp	Finish	Ceiling Type
12100-40-R Recessed	(Per 4 Foot Sections) D18 18 watts 2700 lumens	S Single Unit	2', 4', or 8'	80 Standard 90	Residential 27K 2700K 30K 3000K Commercial 35K 3500K 40K 4000K Industrial 50K 5000K	WH White Standard BK Black SL Silver RAL Custom Consult Factory	TB T-Bar Ceiling HC Hard Ceiling SS Screw Slot Ceiling
	D36 36 watts 4600 lumens D54 54 watts 6500 lumens						
	Voltage	Dimming Driver	Controls	Options			
	1 120 - 277V 3 347V 4 480V	D10 Standard 0 -10V (100 - 1%) ELV Electronic Low Voltage E5 Lutron EcoSystem™ 5-Series 5% E1 Lutron EcoSystem™ Hi-Lume 1% S50 50%-100% Step DALI 100% - 5%	Optional LV Lutron VIVE™ Wireless LE Lutron EcoSystem™ BM Bluetooth Mesh	EM5 5W Emergency Ballast EM8 8W Emergency Ballast EM16 16W Emergency Ballast OS Occupancy Sensor w/ Daylight Harvesting DS Daylight Dimming Photo Sensor ARRA Assembled in USA 10W 10 Years Limited Warranty			