


Project Name: _____ Type: _____ Quantity: _____

INTENDED USE

Alcon's new Square Acoustic Box Drum LED fixture perfectly fuses high performance LED lighting and superior quality acoustic materials. The simple design of this fixture creates a bold definition that adds an aura of class and style to any space. The contemporary fashion of the Square Acoustic Box Drum is complimented by optimized efficiency and a range of customization.



FEATURES

- Construction:** Acoustic Material is 100% Polyester Terephthalate containing at least 55% recycled content
- Mounting:** 6' Pendant Mount hanging kit
- Finish:** Available in 38 finishes (see page 3)
- CRI:** >80
- Voltage:** 120-277
- Dimming:** 0-10V
- Life:** 50,000 hours
- Power Factor:** L70>0.9
- Listings:** ASTM E84 Class A or B flammability rating, Made in USA, use in damp location rated
- Warranty:** 5 Years carefree for parts & components (labor not included)

Alcon Lighting 1181 Square Acoustic Box Drum LED



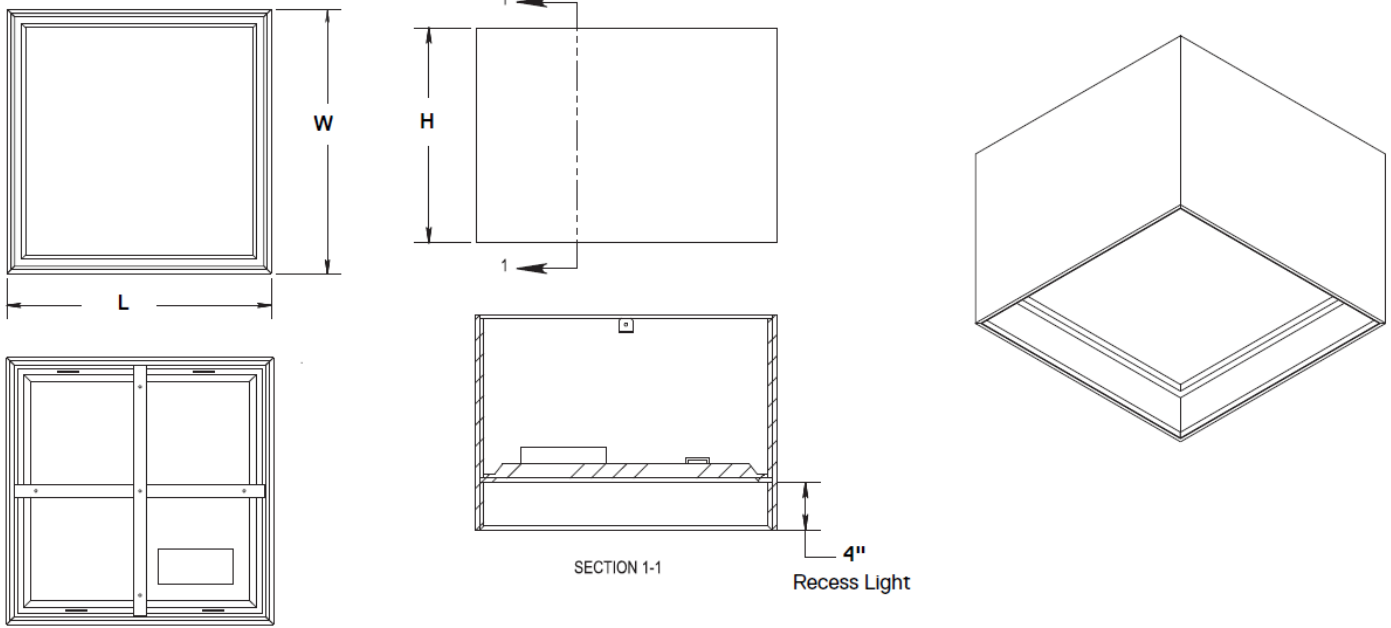
ORDERING INFORMATION Example: (1181-25-D30-MCT-43-B)

Model	Size	Wattage	Color Temperature		Felt Finishes	Material		
1181	25'25"x25"	D30 ¹	20W 2200 Lumens 30W 3300 Lumens 40W 4400 Lumens	MCT ²	Multiple Color Temperature 3500K, 4000K, 5000K on a 3-Position Switch	43 50 48 XX	Lava Caramel Avocado Custom Colors (see page 3)	B ³ Class B
								A Class A
	50'50"x50"	D85	85W 8000 Lumens	30 35 40 50	3000K 3500K 4000K 5000K			

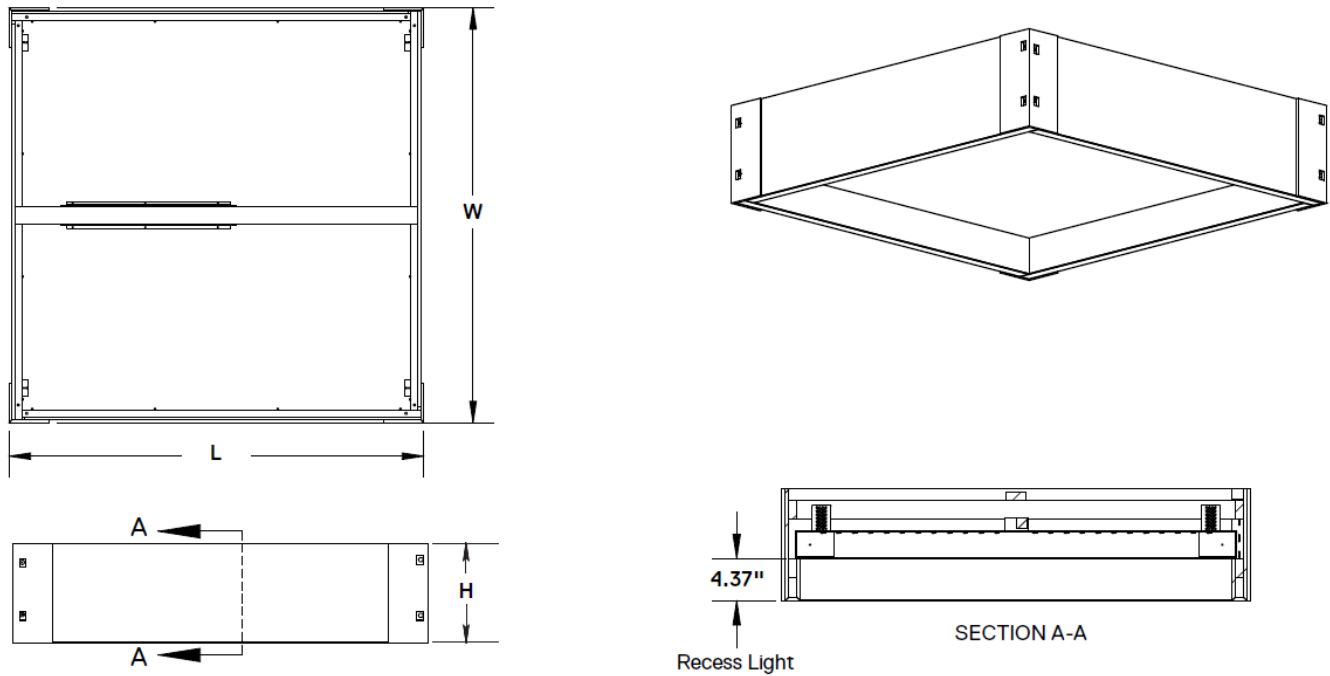
¹ The 1181-25 features an adjustable 3 Position dip switch in order to cycle through 3 Wattages
² The 1181-25 features an adjustable 3 Position dip switch in order to cycle through 3 Color Temperatures
³ Class B Flammability rating comes as Standard. Class A indicates a flame spread rating of 0-25 while Class B indicates a flame spread rating of 26-75

DIMENSIONS

11181-25




11181-50




Part Number	Width	Length	Height
11181-25	25"	25"	12"
11181-50	50"	50"	12"

INTENDED USE




WH
White




LG
Light Gray



PG
Pure Gray



ST
Steel



DG
Dark Gray



TB
True Black



GW
Grey Wash*



BRU
Brunette



IVR
Ivory



CRE
Cream



LAT
Latte



SMB
Smoky Beige



TAU
Taupe




SPE
Speckled Earth




TAN
Tangerine




ESP
Espresso



BIR
Big Red



LAV
Lava




BER
Berry



CAR
Caramel



MAR
Marigold




EMR
Emerald



SUO
Sunkist Orange



YEL
Yellow



GRA
Green Apple




AVO
Avocado



MOS
Moss



DRG
Dark Green



EGG
Eggplant



ARI
Arctic Ice




BL
Blue




AZU
Azure




DEN
Denim



INB
Indigo Blue



DEB
Deep Blue



PMB
Pecan Medium
Brown*



BLB
Birch Light
Brown*



RS
Rich Soil*