

Patent Pending

HIGHLIGHTS

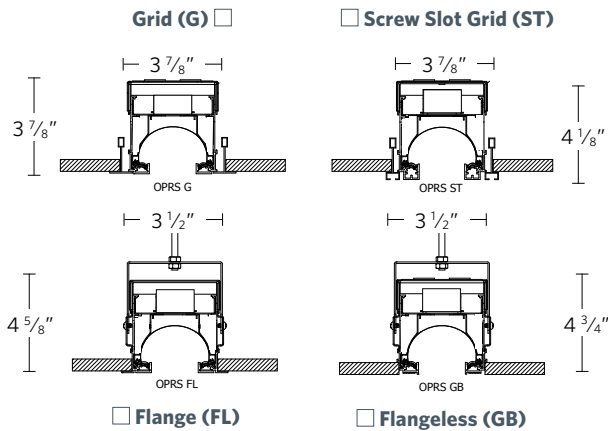
- 5-year limited warranty by Acuity Brands covering all components and construction
- 2', 3', 4', 5, 6' and 8' sections
- Up to 91 lm/W
- Two outputs available
- Seam eraser technology provides continuous illumination for long runs
- Flicker-free dimming to dark powered by eldoLED[®] driver
- Integrated nLight[®] module for system networking (optional)
- Modular light engine to allow for easy upgrades and replacement



eldoLED



DIMENSIONS




LUMEN PACKAGES

Direct LED Output	500LMF	800LMF
Delivered Lumens Per Foot	503	736
Input Watts Per Foot	5.5	8.5
Lumens Per Watt	91	87

STANDARD DISTRIBUTION

100% Down



OPTIONS




Inside Corner




Outside Corner

COMPANION LUMINAIRE(S)



OPM4 Open I/D



OPMW 5 Open Direct Wall Wash Surface



OPRW Open Recessed Wall Wash

CUSTOMIZATION

Ask us about the following possibilities: alternate section lengths, additional CCTs for LED boards, custom colors and other modifications.

SPECIFICATIONS

Housing

Extruded aluminum housing.

Luminaire Length

2', 3', 4', 5', 6' and 8' lengths in a single section. Longer rows are comprised of starter, joiner and ender sections.

Source

Two LED lumen packages and three available color temperature options (3000K, 3500K and 4000K) in 80+ CRI and 90+ CRI options — all within 2.5 MacAdam ellipses.

Optics

Optical system consists of high performance film.

Dimming Driver

eldoLED® driver (see page 3) provides "natural dimming" with smooth, continuous and flicker-free dimming to dark. Syncing for controls: 2mA max. THD: < 20%. Insignificant inrush current at 120 and 277VAC. FCC Class A tested for EMI and RFI. When Control Input of 0-10V is specified driver will be set for linear dimming curve, if NLIGHT is specified driver will be set for logarithmic dimming curve.

For 0-10V and DALI details go to: PeerlessLighting.com/SOLOdrive

Controls and System Networking Options

For wired networking via Cat-5e, choose an integrated nLight® module.

One control module per 4' section or 40' maximum row.

Electrical

LED light engine — consisting of modular LED boards and eldoLED® dimming driver — is rated for 60,000 hours (L90) at 25° C ambient temperature. Specify 120V, 277V or 347V.

Environment

Ambient operating temperature between 0° C and 25° C. Suitable for dry and damp locations.

Validation

cCSAus listed. LM-79 tested. Individual sections meet FCC Part 15 requirements.

Packaging

Recycled cardboard box and inserts. Biodegradable, protective luminaire bag. Recycled kraft paper tape.

Warranty

5-year limited warranty. Complete warranty terms located at www.acuitybrands.com/CustomerResources/Terms_and_conditions.aspx

Note: Actual performance may differ as a result of end-user environment and application.

All values are design or typical values, measured under laboratory conditions at 25°C.

A+ Capable Luminaire

This item is an A+ capable luminaire, which has been designed and tested to provide consistent color appearance and out-of-the-box control compatibility with simple commissioning.

- All configurations of this luminaire meet the Acuity Brands' specification for chromatic consistency
- This luminaire is part of an A+ Certified solution for nLight® control networks when ordered with drivers marked by a shaded background*
- This luminaire is part of an A+ Certified solution for nLight control networks, providing advanced control functionality at the luminaire level, when selection includes driver and control options marked by a shaded background*

To learn more about A+, visit www.acuitybrands.com/aplus.

*See ordering tree for details



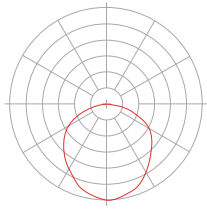
A+ Capable options indicated by this color background.

MODEL NUMBER Example: OPRS G LOP 10FT 80CRI 35K 500LMF DARK ZT 120 SCT C041

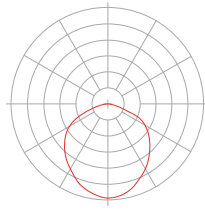
Luminaire	Mounting Type	Linear Length Plan	Total Run Length	LED Color Rendering	LED Color Temperature	Direct LED Output
OPRS	G T-Grid ST Screw Slot Grid FL Flange (hard ceiling) GB Flangeless (hard ceiling)	LOP Linear optimized plan	__FT <i>Indicate luminaire row length in 2' increments. Ex: 10FT</i>	80CRI 80+ CRI 90CRI 90+ CRI	30K 3000K 35K 3500K 40K 4000K	500LMF 500 nominal direct lumens per foot 800LMF 800 nominal direct lumens per foot

Minimum Dimming Level	Control Input	Voltage	Wiring Option	Emergency Options	Color	Options
DARK Constant current, dimming to < 1% MIN1 Constant current, dimming to 1%	ZT* 0-10V DALI** DALI enabled NLIGHT** nLight enabled	120 120V 277 277V 347* 347V	SCT Single circuit	(Blank) None 1EC (1) Emergency circuit module 2EC (2) Emergency circuit module __EC ___ Emergency circuit modules RE10W** 10-watt emergency pack (900 lumens) <i>Emergency type is installed in last 4' of luminaire sections.</i>	C041 White white (low gloss) C099 Custom color	CSA Manufactured to Canadian Standards CP**** Chicago Plenum GLR Fast blow GMF Slow blow HCF Healthcare facility cover CFG**** Corner configurations <i>*Not available with nlight nor mounting types FL and GB. **RE10W is not available with mounting types FL nor GB. ***Available with individual fixture only. ****Consult factory for details.</i>

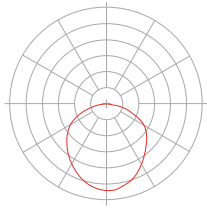
PHOTOMETRICS



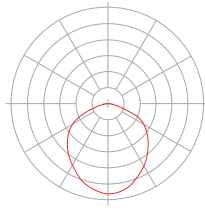
G 500LMF 80CRI 35K
91 lm/W
2029 delivered lumens per 4' section
100% down



ST 500LMF 80CRI 35K
90 lm/W
2020 delivered lumens per 4' section
100% down



G 800LMF 80CRI 35K
87 lm/W
2943 delivered lumens per 4' section
100% down



ST 800LMF 80CRI 35K
86 lm/W
2930 delivered lumens per 4' section
100% down

COMPATIBLE nLIGHT COMPONENTS WITH INTEGRATED CONTROLS



nPODM DX WH nPODM 2P DX WH nPODM 4P DX WH

SensorSwitch.com/DataSheets/nPODM.pdf



nPODM 2L WH

SensorSwitch.com/DataSheets/nPODM-xL.pdf



nPOD GFX WH

SensorSwitch.com/DataSheets/nPOD-GFX.pdf

eldoLED COMPATIBILITY Additional control options with eldoLED 0-10V driver(s).

PeerlessLighting.com/eldoLED-compatibility