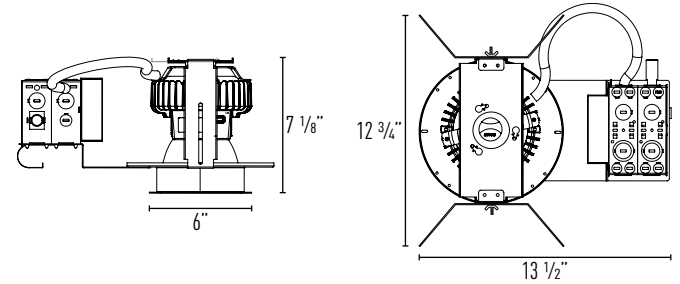


SS4SG2 / ICS432

4" Architectural LED Square Generation 2 / Regressed Lensed Reflector



JOB NAME		CATALOG NUMBER	
NOTES		TYPE	



Cut-out: 5 5/8" x 5 5/8"

Order Matrix | Example: SS4SG22000308-27-EM

A	B	C	D	E
A Series			D Dimming	
SS4SG2	4" LED Recessed Square		blank 0-10V Dimming 10% -D10V1 0-10V Dimming 1% -ED10V1 eldoLED 0-10V 1% ¹ -ED10V01 eldoLED 0-10V 0.1% ¹ -LUT1 Lutron Hi-Lume 1% -LUT Lutron EcoSystem 1% -LUT5 Lutron EcoSystem 5% -EDALI1 eldoLED DALI 1% ¹ -EDALI01 eldoLED DALI 0.1% ¹	
B Module Lumen Output				
1100	1100 Lumen			
1500	1500 Lumen			
2000	2000 Lumen			
3000	3000 Lumen			
C Color Temperature / CRI				
278	2700K / 80 CRI			
308	3000K / 80 CRI			
358	3500K / 80 CRI			
408	4000K / 80 CRI			
			E Voltage	
			blank 120V -27 277V	
			E Options	
			-EM Emergency Backup -I100 C-Channel Bar Hanger -I200 Flat Bar Hanger -I400 Wood Joist Bar Hanger	

Notes:

1. eldoLED dimming not available for 3000lm module

Reflector Matrix | Example: ICS432HZ-SF-PR

A	B	C	D
A Series		C Trim	
ICS432	4" Square Regressed Lensed Reflector	-SF Self Flanged -SFW Self Flanged White	
B Reflector Finish		D Lens Type	
HZ	Haze	-PR Prismatic Spread	

Catalog Number	System Wattage *	Delivered Lumens **
SS4SG21100358 / ICS432HZ-PR	16W	641lm @ 3500K
SS4SG21500358 / ICS432HZ-PR	19W	856lm @ 3500K
SS4SG22000358 / ICS432HZ-PR	25W	1067lm @ 3500K
SS4SG23000358 / ICS432HZ-PR	38W	1645lm @ 3500K

* System wattage include driver and LED module consumption.

** Delivered lumen output will vary depending on CCT.

LED MODULE

- Powered by OSRAM PrevaLED® Cube LED Module
- 50,000 hours at 70% lumen maintenance
- No heat, mercury or UV
- Available in 1100, 1500, 2000 and 3000 lm
- CRI = 80 & CCT 2700K, 3000K, 3500K, 4000K

ELECTRICAL SYSTEM

- Osram Optotronic® standard with 0-10V dimming to 10%
- Power factor >.9, 50/60Hz
- Multiple dimming options available

OPTICAL SYSTEM

Specification Grade Reflector, 1.2mm thickness. 1 1/2" regressed lens. Reflector available in haze. Architectural, discrete polished self flange standard. Optional painted white flange is available.

FRAME CONSTRUCTION

Heavy duty galvanized steel frame with a large access junction box. ETL listed for through wiring. LED light engine and driver are accessible from above or below ceiling.

INSTALLATION

The luminaire is type Non-IC. Insulation must be kept at a minimum of 3" away from fixture. Universal mounting brackets included. Compatible with C-channel, flat bar, wood joist bar hanger and EMT. Bar hangers must be ordered separately. C-channel are recommended for T-bar ceilings. Maximum ceiling thickness is 1 1/4".

EMERGENCY BACKUP

Remote test switch included. Emergency driver operates LED load of up to 7.0 Watts at a nominal 450 lumens for a minimum of 90 minutes.

LISTING/WARRANTY

- ETL listed to US and Canadian standards for wet locations.
- 10-Year Intense LED Limited Warranty



DIMMING COMPATIBILITY

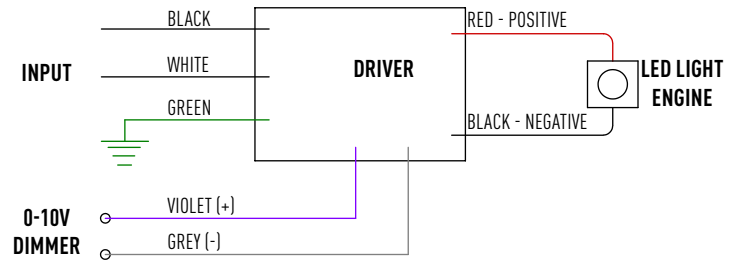
JOB NAME		CATALOG NUMBER	
NOTES		TYPE	

0-10V DIMMING

- 120V or 277V
- Dims down to 1% or 10% light output
- Consult dimming manufacturer for installation instructions and power packs

COMPATIBLE DIMMERS

Manufacturer	Part Number(s)
HUNT	PS-010-IV-120V, PS-010-WH-120V, PS-010-3W-IV-120, PS-010-3W-WH-120V, PS-010-IV-277V, PS-010-WH-277V, PS-010-3W-IV-277V, PS-010-3W-WH-277V, FD-010: PS-IFC-010-IV, PS-IFC-010-WH-120/277V, FD-010: PS-IFC-010-3W-IV, PS-IFC-010-3W-WH-120/277V, FD-010-120V, FD-010-277V
Leviton	Leviton Centura Fluorescent Control System, IllumaTech™ IP7 Series, DPSPE-212
Lightolier	ZP600FAM120, MP1500FAM120, V2000FAMU
Lithonia	LEQ BC, LEQ LVBC, SLD LVBC, SQ1DC
Lutron	DVTV, NTFTV
Synergy	ISD BC 120/277

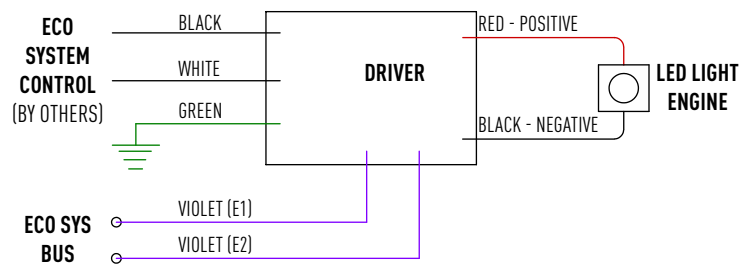


LUTRON ECOSYSTEM® DIMMING

- 120V or 277V
- Dims down to less than 1% or 5% light output
- Consult dimming manufacturer for installation instructions

COMPATIBLE DIMMERS

Product	Part Number(s)
EcoSystem	CS-1L-WM, CS-2L-WM, CS-1L-CM, CS-2L-CM, EcoSystem ESN, Grafik Eye QS with EcoSystem, Quantum



LUTRON HI-LUME® DIMMING

- 120V or 277V
- Dims down to less than 1% light output
- Consult dimming manufacturer for installation instructions

COMPATIBLE DIMMERS

Product	Part Number(s)
NovaT	NTF-10, NTF-103P, NTF-103P-277, NTF-10-277
Nova	NF-10, NF-103P, NF-103P-277, NF-10-277
Vareo	VF-10
Skylark	SF-10P, SF-12P-277, SF-12P-277-3, SF-103P
Diva	DVF-103, DVF-103P-277, DVSCF-103P, DVSCF-103P-277
Ariadni	AYF-103P, AYF-103P-277
Vierti	VTF-6AM
Maestro	MAF-6AM, MAF-6AM-277, MSCF-6AM, MCSF-6AM-277
Maestro Wireless	MRF2-F6AN-DV
Spacer System	SPSF-6A, SPSF-6A-277, SPSF-6AM, SPSF-6AM-277
Lyneo	LXF-103PL, LXF-103PL-277
Radio RA 2	RRD-F6AN-DV
HomeWorks QS	HQRD-F6AN-DV

