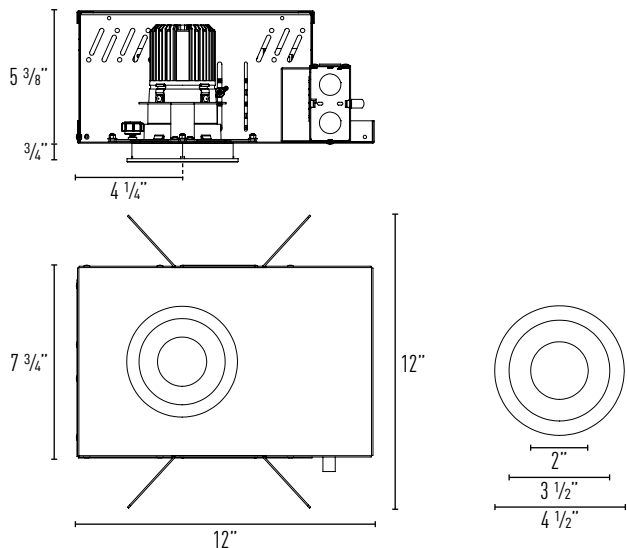


MX MXDRTR / MXT-RTRD302

MX LED Lensed Downlight - Wet Location



Ceiling Cut Out: 4 1/8"

Catalog Number	System Wattage ¹	CCT / CRI ²	Delivered Lumens ¹	Lumens Per Watt
MXT-RTRD302BL030-CR	10W	3000K / 82 CRI	790lm	79
MXT-RTRD302BL130-CR	15W	3000K / 82 CRI	1100lm	73

¹ System Wattage include driver and LED Module consumption.

² CCT / CRI Multipliers

2700K / 82 CRI (x0.92), 2700K / 92 CRI (x0.74), 3000K / 82 CRI (x1.0), 3000K / 92 CRI (x0.8), 3500K / 82 CRI (x1.07), 4100K / 82 CRI (x1.08), Crisp White 3000K (x0.85), Class A 3500K (x0.96)

LED LIGHT ENGINE

- 2700K, 3000K, 3500K and 4100K / 82 CRI
- Class A - 3500K, combined GAI and CRI metric
- Crisp White - 3000K, vibrant whites and naturally saturated, warm colors
- 2700K and 3000K / 92 CRI (R9 Value = 59)
- 2 Step MacAdam (2 SDMC)
- LED mounted to die-cast / extruded aluminum heat sink
- 50,000 hours average rated life at 70% output

ELECTRICAL SYSTEM

- Power factor >.9, 50/60Hz
- Multiple dimming drivers available
- This product complies with IEEE C62.41 for surge endurance up to 2.5KV. Additional surge protection recommended. Damage from power surge is not covered by warranty.

HOUSING

Heavy duty black powder coated 18 gauge steel frame. Standard plaster frame accommodates 5/8" ceiling thickness, consult factory for thicker ceilings.

TRIM SPECIFICATION

High quality trims are die-cast using A380 aluminum and finished with durable powder coat available in black or white. Architectural, discrete polished self flange or painted white flange options available.

INSTALLATION

Housing types include IC Air-Tight, CCEA (Chicago Plenum), or Non-IC Rated (must specify). Non-IC rated housings must be kept at a minimum of 3" away from insulation. Butterfly brackets and adjustable hanger bars (14"-25") with integral nail included. Butterfly brackets are compatible with C-channel, flat bar hanger and EMT. C-channel is recommended for T-bar ceilings. Bar hangers must be ordered separately. Max. ambient temperature: 131°F (55°C).

EMERGENCY BACKUP

Remote test switch included. Emergency driver operates LED load of up to 7.0 Watts at a nominal 450 lumens for a minimum of 90 minutes.

LISTING / WARRANTY

- 10 Year Intense LED Limited Warranty
- ETL listed to US and Canadian standards for wet locations
- (-AIC Only) Air Tight Certified ASTM E283
- (-AIC Only) ETL listed for direct contact w/ insulation
- (-CP Only) CCEA Chicago Plenum

JOB NAME		CATALOG NUMBER	
NOTES		TYPE	



Trim Specification:

Example: MXT-RTRD302W-SFL13012-SL

SERIES	Round Reflector with Lens	MXT-RTRD302
REFLECTOR FINISH	Black / Self Flanged	B-SF¹
	Black / Self Flanged White	B-SFW¹
	White / Self Flanged	W-SF¹
WATTAGE	10 Watts	L0
	15 Watts	L1
CCT / CRI	2700K / 82 CRI	27
	2700K / 92 CRI	279
	3000K / 82 CRI	30
	3000K / 92 CRI	309
	3500K / 82 CRI	35
	4100K / 82 CRI	41
	Class A 3500K	CA35
	Crisp White 3000K	CW30
OPTIC	12° Spot	12
	24° Narrow Flood	24
	36° Flood	36
	50° Wide Flood	50
LENS	Solite	-SL
	Clear Tempered	-CR
	Frosted	-FR

Housing Specification:

Example: MXDRTR-ICL1

SERIES	Non-IC LED	MXDRTR-NC
	Air Tight IC LED	MXDRTR-IC
	CCEA LED	MXDRTR-CP
WATTAGE	10 Watts	L0
	15 Watts	L1
DIMMING	Non-Dimming	blank
	ELV Dimming	DELV²
	0-10V Dimming 10%	D10
	eldoLED 0-10V 1%	ED10V1
	eldoLED 0-10V 0.1%	ED10V01
	Lutron Hi-Lume® 1%	LUT1
	Lutron EcoSystem® 1%	LUT
	eldoLED DALI 1%	EDALI1
	eldoLED DALI 0.1%	EDALI01
VOLTAGE	120V	blank
	277V	27
ACCESSORIES	Emergency Backup	-EM³
	C-Channel Bar Hangers	-I100
	Flat Bar Hangers	-I200
	Wood Joist Bar Hangers	-I400

Notes:

1. Special order finishes available, consult factory
2. Available in 120V only
3. Access above ceiling required



JOB NAME		CATALOG NUMBER	
NOTES		TYPE	

MXDRTRLO / MXT-RTRD302BLO-CR

Report #: L041500701 (12)
L051500703 (24)
L051500705 (36)

CCT / CRI Multipliers:

2700K / 82 CRI (x 0.92)
2700K / 92 CRI (x 0.74)
3000K / 82 CRI (x 1.00)
3000K / 92 CRI (x 0.8)
3500K / 82 CRI (x 1.07)
4100K / 82 CRI (x 1.08)

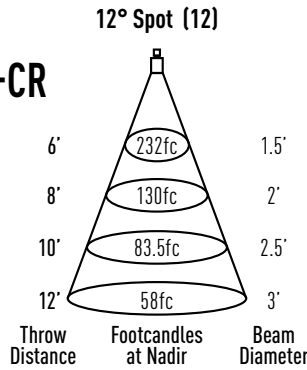
Crisp White 3000K / 90 CRI (x0.85)*

Class A 3500K / 90 CRI (x0.96)*

* Lumens only, see IES file for candelas

Lens Multipliers:

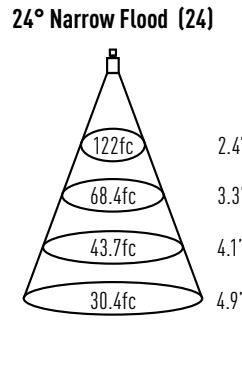
Solite (x 0.92)
Clear (x 1.00)
Frosted (x 0.92)



Watts: 10.7
Lumens: 709
LPW: 67
CCT: 3000K

Candelas at Nadir

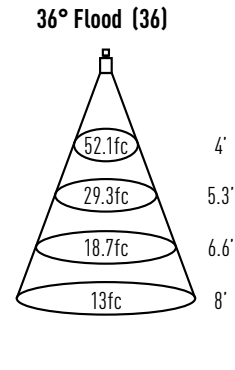
Degree	CBCP
0°	8351
5°	5887
15°	541
25°	96
35°	34
45°	6



Watts: 10.7
Lumens: 797
LPW: 75
CCT: 3000K

Candelas at Nadir

Degree	CBCP
0°	4374
5°	3911
15°	1243
25°	158
35°	21
45°	4



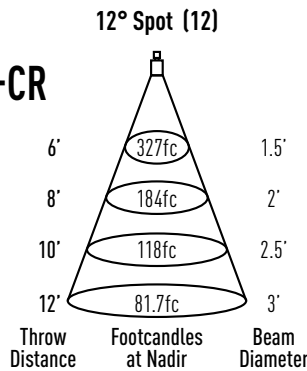
Watts: 10.7
Lumens: 799
LPW: 75
CCT: 3000K

Candelas at Nadir

Degree	CBCP
0°	1875
5°	1818
15°	1246
25°	441
35°	101
45°	12

MXDRTRL1 / MXT-RTRD302BL1-CR

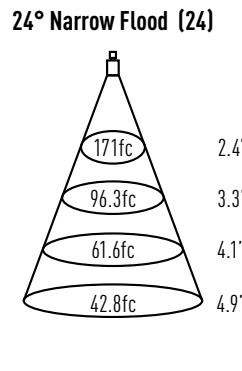
Report #: L041500701 (12)
L051500703 (24)
L051500705 (36)



Watts: 15.1
Lumens: 998
LPW: 66
CCT: 3000K

Candelas at Nadir

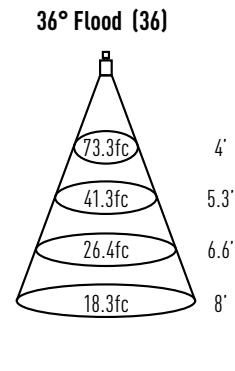
Degree	CBCP
0°	11762
5°	8291
15°	762
25°	135
35°	47
45°	9



Watts: 15.1
Lumens: 1122
LPW: 74
CCT: 3000K

Candelas at Nadir

Degree	CBCP
0°	6161
5°	5509
15°	1752
25°	223
35°	30
45°	6



Watts: 15.2
Lumens: 1125
LPW: 74
CCT: 3000K

Candelas at Nadir

Degree	CBCP
0°	2640
5°	2560
15°	1754
25°	621
35°	143
45°	17

DIMMING COMPATIBILITY

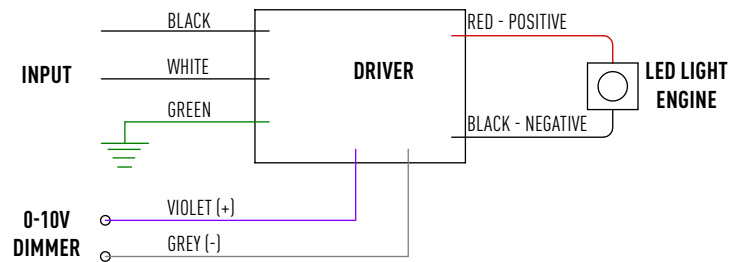
JOB NAME		CATALOG NUMBER	
NOTES		TYPE	

0-10V DIMMING (10% Dimming, eldoLED 1%, eldoLED 0.1%)

- 120V/277V
- Dims down to 10% light output
- Consult dimming manufacturer for installation instructions and power packs

COMPATIBLE DIMMERS

Manufacturer	Part Number(s)
HUNT	PS-010-IV-120V, PS-010-WH-120V, PS-010-3W-IV-120, PS-010-3W-WH-120V, PS-010-IV-277V, PS-010-WH-277V, PS-010-3W-IV-277V, PS-010-3W-WH-277V, FD-010: PS-IFC-010-IV, PS-IFC-010-WH-120/277V, FD-010: PS-IFC-010-3W-IV, PS-IFC-010-3W-WH-120/277V, FD-010-120V, FD-010-277V
Leviton	Leviton Centura Fluorescent Control System, IllumaTech™ IP7 Series, DPSPE-212
Lightolier	ZP600FAM120, MP1500FAM120, V2000FAMU
Lithonia	LEQ BC, LEQ LVBC, SLD LVBC, SQ1DC
Lutron	DVTV, NTFTV
Synergy	ISD BC 120/277

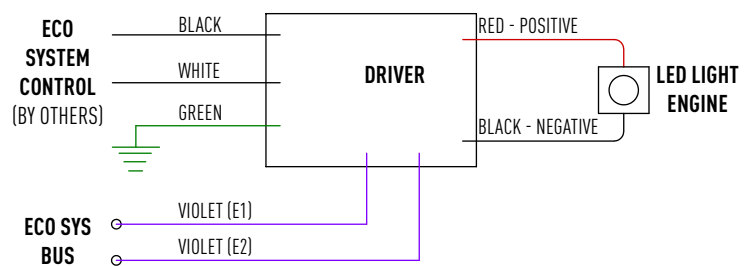


LUTRON ECOSYSTEM® DIMMING

- 120V or 277V
- Dims down to less than 1% or 5% light output
- Consult dimming manufacturer for installation instructions

COMPATIBLE DIMMERS

Product	Part Number(s)
EcoSystem	CS-1L-WM, CS-2L-WM, CS-1L-CM, CS-2L-CM, EcoSystem ESN, Grafik Eye QS with EcoSystem, Quantum



LUTRON HI-LUME® DIMMING

- 120V or 277V
- Dims down to less than 1% light output
- Consult dimming manufacturer for installation instructions

COMPATIBLE DIMMERS

Product	Part Number(s)
NovaT	NTF-10, NTF-103P, NTF-103P-277, NTF-10-277
Nova	NF-10, NF-103P, NF-103P-277, NF-10-277
Vareo	VF-10
Skylark	SF-10P, SF-12P-277, SF-12P-277-3, SF-103P
Diva	DVF-103, DVF-103P-277, DVSCF-103P, DVSCF-103P-277
Ariadni	AYF-103P, AYF-103P-277
Vierti	VTF-6AM
Maestro	MAF-6AM, MAF-6AM-277, MSCF-6AM, MCSF-6AM-277
Maestro Wireless	MRF2-F6AN-DV
Spacer System	SPSF-6A, SPSF-6A-277, SPSF-6AM, SPSF-6AM-277
Lyneo	LXF-103PL, LXF-103PL-277
Radio RA 2	RRD-F6AN-DV
HomeWorks QS	HQRD-F6AN-DV

