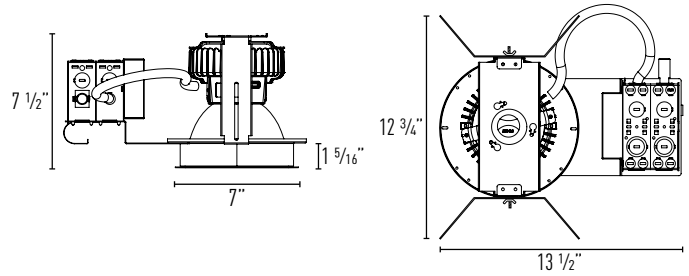


SS6G2 / IC632

6" Architectural LED Round Generation 2 / Regressed Lensed Reflector



| | | | |
|----------|--|----------------|--|
| JOB NAME | | CATALOG NUMBER | |
| NOTES | | TYPE | |



Cut-out: 6 1/2"

Order Matrix | Example: SS6G22000308-27-EM

| A | B | C | D | E |
|------------------------------------|-----------------------|---|--|--|
| A Series | | | D Dimming | |
| SS6G2 | 6" LED Recessed Round | | blank 0-10V Dimming 10% -D10V1 0-10V Dimming 1% -ED10V1 eldoLED 0-10V 1% ¹ -ED10V01 eldoLED 0-10V 0.1% ¹ -LUT1 Lutron Hi-Lume 1% -LUT Lutron EcoSystem 1% -LUT5 Lutron EcoSystem 5% -EDALI1 eldoLED DALI 1% ¹ -EDALI01 eldoLED DALI 0.1% ¹ | |
| B Module Lumen Output | | | | E Voltage |
| 1100 | 1100 Lumen | | | blank 120V -27 277V |
| 1500 | 1500 Lumen | | | |
| 2000 | 2000 Lumen | | | E Options |
| 3000 | 3000 Lumen | | | -EM Emergency Backup -I100 C-Channel Bar Hanger -I200 Flat Bar Hanger -I400 Wood Joist Bar Hanger |
| C Color Temperature / CRI | | | | |
| 278 | 2700K / 80 CRI | | | |
| 308 | 3000K / 80 CRI | | | |
| 358 | 3500K / 80 CRI | | | |
| 408 | 4000K / 80 CRI | | | |

Notes:

1. eldoLED dimming not available for 3000lm module

Reflector Matrix | Example: IC632HZ-SF-SB

| A | B | C | D |
|-----------------------------|-------------------------------|---|---|
| A Series | | C Trim | |
| IC632 | 6" Regressed Lensed Reflector | -SF Self Flanged -SFW Self Flanged White | |
| B Reflector Finish | | D Lens Type | |
| C | Clear | -CR Clear Tempered | |
| HZ | Haze | -SB Sand Blasted | |
| W | White | | |

| Catalog Number | System Wattage * | Delivered Lumens ** |
|--------------------------|------------------|---------------------|
| SS6G21100358 / IC632C-SB | 16W | 651lm @ 3500K |
| SS6G21500358 / IC632C-SB | 19W | 877lm @ 3500K |
| SS6G22000358 / IC632C-SB | 25W | 1062lm @ 3500K |
| SS6G23000358 / IC632C-SB | 37W | 1571lm @ 3500K |

* System wattage include driver and LED module consumption.

** Delivered lumen output will vary depending on CCT.

LED MODULE

- Powered by OSRAM PrevaLED® Cube LED Module
- 50,000 hours at 70% lumen maintenance
- No heat, mercury or UV
- Available in 1100, 1500, 2000 and 3000 lm
- CRI = 80 & CCT 2700K, 3000K, 3500K, 4000K

ELECTRICAL SYSTEM

- Osram Optotronic® standard with 0-10V dimming to 10%
- Power factor >.9, 50/60Hz
- Multiple dimming options available

OPTICAL SYSTEM

Specification Grade Reflector, 1.2mm thickness. 1 1/2" regressed lens. Reflector available in clear specular, haze or white. Architectural, discrete polished self flange standard. Optional painted white flange is available.

FRAME CONSTRUCTION

Heavy duty galvanized steel frame with a large access junction box. ETL listed for through wiring. LED light engine and driver are accessible from above or below ceiling.

INSTALLATION

The luminaire is type Non-IC. Insulation must be kept at a minimum of 3" away from fixture. Universal mounting brackets included. Compatible with C-channel, flat bar, wood joist bar hanger and EMT. Bar hangers must be ordered separately. C-channel are recommended for T-bar ceilings. Maximum ceiling thickness is 1 1/4".

EMERGENCY BACKUP

Remote test switch included. Emergency driver operates LED load of up to 7.0 Watts at a nominal 450 lumens for a minimum of 90 minutes.

LISTING/WARRANTY

- ETL listed to US and Canadian standards for wet locations.
- 10-Year Intense LED Limited Warranty



DIMMING COMPATIBILITY

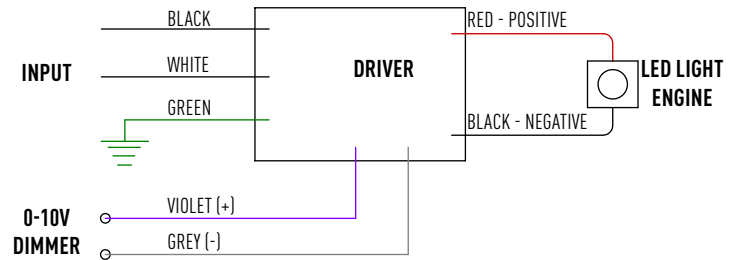
| | | | |
|----------|--|----------------|--|
| JOB NAME | | CATALOG NUMBER | |
| NOTES | | TYPE | |

0-10V DIMMING

- 120V or 277V
- Dims down to 1% or 10% light output
- Consult dimming manufacturer for installation instructions and power packs

COMPATIBLE DIMMERS

| Manufacturer | Part Number(s) |
|--------------|---|
| HUNT | PS-010-IV-120V, PS-010-WH-120V, PS-010-3W-IV-120, PS-010-3W-WH-120V, PS-010-IV-277V, PS-010-WH-277V, PS-010-3W-IV-277V, PS-010-3W-WH-277V, FD-010: PS-IFC-010-IV, PS-IFC-010-WH-120/277V, FD-010: PS-IFC-010-3W-IV, PS-IFC-010-3W-WH-120/277V, FD-010-120V, FD-010-277V |
| Leviton | Leviton Centura Fluorescent Control System, IllumaTech™ IP7 Series, DPSPE-212 |
| Lightolier | ZP600FAM120, MP1500FAM120, V2000FAMU |
| Lithonia | LEQ BC, LEQ LVBC, SLD LVBC, SQ1DC |
| Lutron | DVTV, NTFTV |
| Synergy | ISD BC 120/277 |

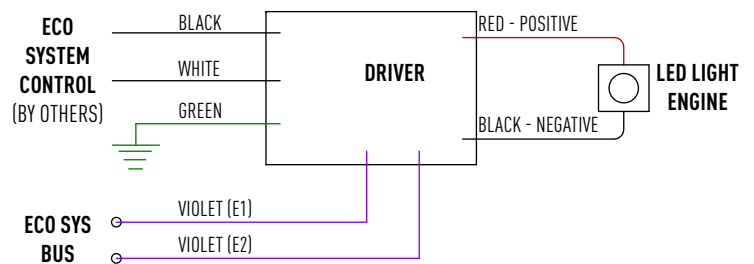


LUTRON ECOSYSTEM® DIMMING

- 120V or 277V
- Dims down to less than 1% or 5% light output
- Consult dimming manufacturer for installation instructions

COMPATIBLE DIMMERS

| Product | Part Number(s) |
|-----------|--|
| EcoSystem | CS-1L-WM, CS-2L-WM, CS-1L-CM, CS-2L-CM, EcoSystem ESN, Grafik Eye QS with EcoSystem, Quantum |



LUTRON HI-LUME® DIMMING

- 120V or 277V
- Dims down to less than 1% light output
- Consult dimming manufacturer for installation instructions

COMPATIBLE DIMMERS

| Product | Part Number(s) |
|------------------|---|
| NovaT | NTF-10, NTF-103P, NTF-103P-277, NTF-10-277 |
| Nova | NF-10, NF-103P, NF-103P-277, NF-10-277 |
| Vareo | VF-10 |
| Skylark | SF-10P, SF-12P-277, SF-12P-277-3, SF-103P |
| Diva | DVF-103, DVF-103P-277, DVSCF-103P, DVSCF-103P-277 |
| Ariadni | AYF-103P, AYF-103P-277 |
| Vierti | VTF-6AM |
| Maestro | MAF-6AM, MAF-6AM-277, MSCF-6AM, MCSF-6AM-277 |
| Maestro Wireless | MRF2-F6AN-DV |
| Spacer System | SPSF-6A, SPSF-6A-277, SPSF-6AM, SPSF-6AM-277 |
| Lyneo | LXF-103PL, LXF-103PL-277 |
| Radio RA 2 | RRD-F6AN-DV |
| HomeWorks QS | HQRD-F6AN-DV |

