

T5 LUMINOUS ACRYLIC FLAT PANEL

FP

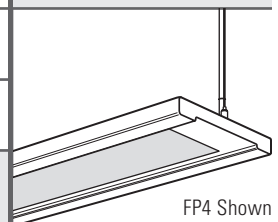
SUBMITTAL:

FP2 | FP4

JOB:

TYPE:

VOLTAGE:



FP4 Shown

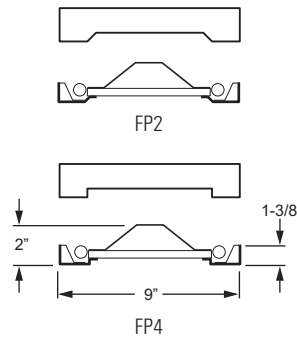
EXAMPLE

FP 4 - 4 - 2 54T5H - F - OPTIONS - EB2 - UNV

SERIES FIXTURE PROFILE NOMINAL LENGTH TOTAL LAMPS WATTAGE/TYPE FIXTURE TYPE OPTIONS/ACCESSORIES BALLAST TYPE VOLTAGE

FEATURES

- ▶ **Up to 81.4% optical efficiency.**
- ▶ Lightly patterned acrylic captures and uniformly distributes light from T5 lamps concealed within the 1-3/8" deep housing.
- ▶ Contemporary design compliments modern environments.
- ▶ Die-formed end caps.
- ▶ Self-aligning joining method ensures straight continuous rows.
- ▶ Custom colors available – consult factory.
- ▶ This fixture is proudly made in the USA.



SPECIFICATIONS

Housing – Heavy-gauge die-formed C.R.S.

Reflective Surfaces – 92% minimum average reflective white polyester powder coat on interior steel components.

Shielding – Patterned acrylic, .375" thick.

Finish – Textured matte white polyester TGIC powder coat bonded to phosphate-free, multi-stage pretreated metal. All parts painted after fabrication to facilitate installation, increase efficiency, and inhibit corrosion.

Electrical – Electronic ballast standard, program start T5, rated Class P.

Mounting – Suspended. 1/16" diameter adjustable steel leveling aircraft cable and mounting hardware necessary for grid ceiling applications provided.

Labels – UL/CUL listed as fluorescent luminaire suitable for dry or damp locations.

ORDERING INFORMATION

SERIES

FP T5 Luminous Acrylic Flat Panel

FIXTURE PROFILE

2 Beveled
4 Step-up

NOMINAL LENGTH

4 4'
8 8'

TOTAL LAMPS

2 or 4 (2-lamp cross-section)

LAMP WATTAGE/TYPE

28T5S 4', 28-watt T5 (1- or 2-lamp ballast[s] only)
54T5H 4', 54-watt T5HO

FIXTURE TYPE

F Electrical feeder unit, 3-conductor, straight white cord standard (wire gauge to be determined by row length), quick-connect wiring harness, two end caps included
J Joiner unit, quick-connect wiring harness

OPTIONS

For **EM ballast** options consult factory.

ACCESSORIES

See Fluorescent Information section for **alternate mounting accessories**.

BALLAST TYPE

Ballast size restricted to maximum ballast cross-section of 1-1/4"H x 1-3/4"W.
EB2 2-lamp electronic ballast
EB4 4-lamp electronic ballast

VOLTAGE

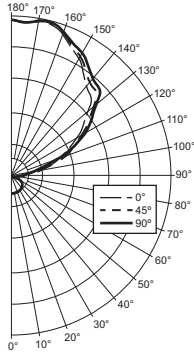
120 120V
277 277V
UNV 120-277V
347 347V

PHOTOMETRY

Catalog #: FP4-4-254T5H

TEST REPORT INFORMATION

- ▶ Test Report #: 12389.0
- ▶ Date: 09/14/04
- ▶ Lamp Type: FP54T5H0/835
- ▶ Lamp Quantity: 2



CANDLEPOWER DISTRIBUTION

Vertical Angle	Horizontal Angle			Zonal Lumens
	0°	45°	90°	
0°	236.	236.	236.	
5°	237.	237.	237.	22.6
15°	222.	238.	225.	65.5
25°	201.	226.	210.	101.7
35°	200.	199.	209.	124.3
45°	160.	172.	172.	126.8
55°	108.	139.	127.	119.2
65°	80.	92.	102.	92.3
75°	39.	58.	61.	55.5
85°	2.	23.	35.	23.6
90°	0.	20.	29.	
95°	102.	57.	57.	69.1
105°	452.	336.	212.	367.9
115°	888.	995.	924.	957.1
125°	1315.	1435.	1485.	1270.6
135°	1762.	1885.	1950.	1446.7
145°	1965.	2034.	2106.	1278.5
155°	2255.	2284.	2331.	1061.0
165°	2520.	2548.	2551.	720.3
175°	2492.	2490.	2496.	237.9
180°	2528.	2528.	2528.	

LUMEN SUMMARY

Zone	Lumens	% Lamp	% Fixture
0 - 30	190.	1.9	2.3
0 - 40	314.	3.1	3.9
0 - 60	560.	5.6	6.9
0 - 90	732.	7.3	9.0
90 - 120	1394.	13.9	17.1
90 - 130	2665.	26.6	32.7
90 - 150	5390.	53.9	66.2
90 - 180	7409.	74.1	91.0
Total Luminaire:			
0 - 180	8141.	81.4	100.0

Total Luminaire Optical Efficiency: **81.4%**
Spacing Criteria: End = 1.3, Diagonal = 1.3, Across = 1.4


ZONAL CAVITY COEFFICIENTS

	Ceiling			Wall			Floor			
	.80	.70	.50	.30	.70	.50	.30	.50	.30	.10
Room Cavity Ratio 0	.79	.79	.79	.69	.69	.69	.49	.49	.49	
1	.72	.69	.66	.62	.60	.57	.43	.41	.40	
2	.66	.60	.55	.57	.52	.48	.37	.35	.33	
3	.60	.52	.47	.52	.46	.41	.33	.30	.28	
4	.54	.46	.40	.47	.40	.35	.29	.26	.23	
5	.50	.41	.35	.43	.36	.31	.26	.23	.20	
6	.46	.37	.31	.40	.32	.27	.23	.20	.17	
7	.42	.33	.27	.37	.29	.24	.21	.18	.15	
8	.39	.30	.24	.34	.26	.21	.19	.16	.13	
9	.36	.27	.22	.31	.24	.19	.17	.14	.12	
10	.34	.25	.20	.29	.22	.17	.16	.13	.11	

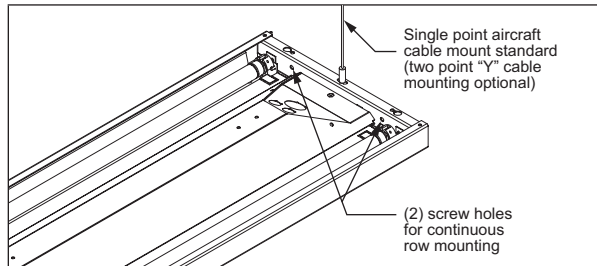
Effective Floor Cavity Reflectance = .20

FIXTURE DETAILS

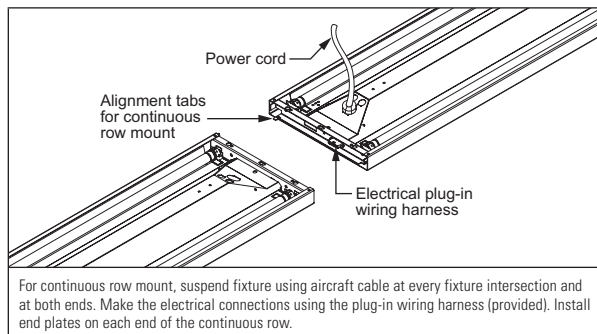
BACK VIEW



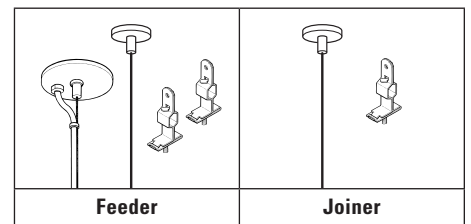
MOUNTING DETAILS



CONTINUOUS ROW DETAILS



STANDARD HARDWARE (grid ceiling applications)



Notes:

- Fixtures are provided with adjustable length aircraft cables and choice of T-bar (standard) or optional hard pan ceiling hardware, must specify. See Fluorescent Information section for details.
- Electrical supply is brought into the feeder fixture, either as part of a row or as an individual mount unit. Joiner fixtures complete the row.