

# SONAR I FROSTED LENS LOWBAY WITH UPLIGHT



**TYPE:**

**PROJECT:**

**ORDER NUMBER:**

Model#	Lamp Qty.	Wattage	Ballast	Options*
	1, 2 down	26-42 CF	UE, SS	EM—Emergency Dimming: D3, D4, D5 or D9 *See Back Page

## COMPACT FLUORESCENT

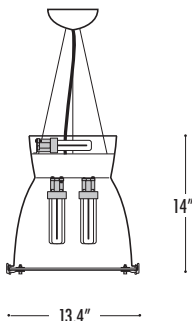
Spun matte anodized .063 aluminum housing. Canopy mounts to standard J-boxes, suspends from aircraft cables with push button gliders and is supplied with a 6' power cord. 13W uplight receives 4-pin type lamps and *cannot be dimmed*. Downlight sockets and ballasts operate 26, 32 and 42W triple tubes. Lens and component design provides maximum airflow for cool operation. Voltage *must* be specified. U.L. listed for damp locations.

## OPTIONS

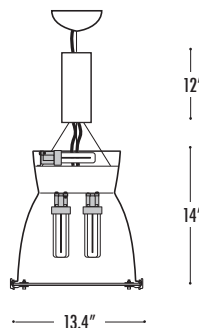
- **SS**—separate switching, to control uplight separately from down light.
- **EM**—emergency battery pack, which ignites one lamp at 650 lumens for 90 minutes. Voltage *must* be specified.
- **D**—dimming. (See back page for options.) *Not available for uplight.*

**NOTE:** Aircraft cable suspension is not recommended for outdoor use, where fixture will be exposed to water, or subject to wind oscillation. Avoid use near HVAC vents and in environments with corrosive chemical vapors, such as swimming pools.

**7701**  
1-13W  
Uplight



**7701/EM**  
Fluorescent  
Emergency  
Pack



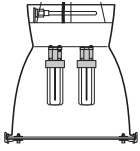
**DELRAY  
LIGHTING  
INCORPORATED**

**7701**

**BURBANK,  
CALIFORNIA,  
91505  
WWW.  
DELRAY  
LIGHTING.  
COM**

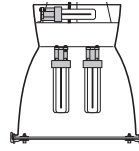
## LENSED LOWBAY

### 7701232



## LENSED LOWBAY

### 7701242



## CONE OF LIGHT

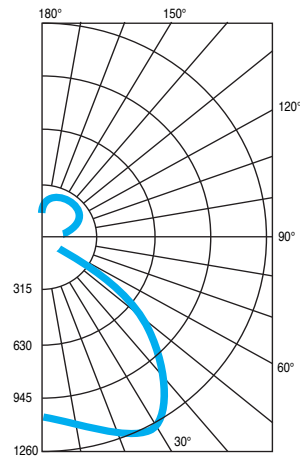
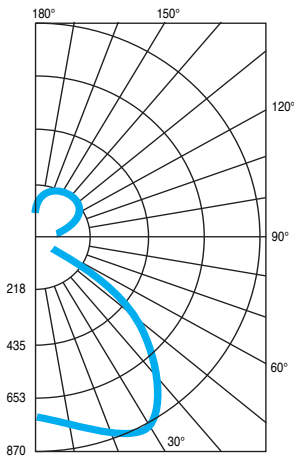
MTG. HT.	FC/0*	DIA.
4'	62	6.3
6'	30	9.4
8'	17	12.5
10'	11	15.6
12'	8	18.8

50% FC at edge

MTG. HT.	FC/0*	DIA.
4'	68	6.3
6'	41	9.4
8'	23	12.5
10'	15	15.6
12'	10	18.8

50% FC at edge

## CP DISTRIBUTION



## COEFFICIENTS OF UTILIZATION

### % CEILING 80 (20% FLOOR)

% WALL	70	50	30
0	61	61	61
1	55	53	51
2	50	46	42
3	46	40	36
4	42	35	31
5	38	31	27
6	35	28	23
7	32	25	20
8	30	23	18
9	28	21	16
10	26	19	15

### % CEILING 80 (20% FLOOR)

% WALL	70	50	30
0	63	63	63
1	58	55	53
2	52	48	44
3	48	42	38
4	43	37	32
5	40	33	28
6	37	29	24
7	34	26	21
8	31	24	19
9	29	21	17
10	27	20	15

## NOTES

### 7701232

2-32W triple tube  
G24q-3 socket  
G24q-1 socket (for 13W uplight)  
Total lumens: 5700  
Spacing criteria: 1.4

### 7701242

2-42W triple tube  
G24q-4 socket  
G24q-1 socket (for 13W uplight)  
Total lumens: 7300  
Spacing criteria: 1.4

## BALLAST INFO

### FLUORESCENT

- Standard in universal voltage 120V through 277V.
- **UE**—Universal electronic
- **SS**—Separate switching for three lamps *only*.
- All **UE** and **SS** models have sockets and ballasts that operate 26, 32 and 42W lamps.

### DIMMING

#### D3—Advance Mark X:

- Voltage *must* be specified, 120V or 277V.
- Max. wattage: 2x 26/32/42.
- Range: 5–100%
- Control wires: none
- Dimmers: standard incandescent

#### D4—Lutron Tu-Wire:

- Scene control dimming
- Max. wattage: 2x 26/32.
- 120 voltage *only*.
- Control wires: none
- Dimmers: Lutron Grafik Eye, Nova T, Diva, Skylark

#### D5—Advance Mark VII:

- Voltage *must* be specified, 120V or 277V.
- Max. wattage: 2x 26/32/42.
- Range: 5–100%
- Control wires: 2 low voltage
- Dimmers: one 10V analog

#### D9—Lutron EcoSystem:

- Voltage *must* be specified, 120V or 277V.
- Max. wattage: 2x 26/32/42.
- Range: 5–100%
- Control wires: orange and/or purple/gray
- Dimmers: Lutron only

## LENS

Frosted 3/16" tempered, soda lime glass with 2" ventilation opening, silkscreen logo. Secured with a rubber gasket, the lens is held in place by three positive-locking clamps.