

DESCRIPTION

The Corelite Z mini combines the lumen package and convenience of a down-light with the volumetric distribution that characterizes the Class RZ family. The proprietary low-power LED platform developed by Cooper Lighting delivers a soft, diffuse volume of pure white light that carries the general character of a fluorescent source. Simultaneously, the ALM module eliminates unsightly socket shadows and the constant hassle of luminaire maintenance. The Z mini can be installed in a standard grid ceiling or most concealed ceiling applications and is available in both CFL and LED. The Z mini offers countless solutions for the most demanding energy requirements.

SPECIFICATION FEATURES

A ... Construction

Low profile housing constructed of die formed 20 gauge cold rolled steel with integral 20 gauge gear tray.

B ... Reflector

Precision tooled, high reflectance sheet metal which allows for easy access to driver compartment from below ceiling plenum.

C ... Shielding

High light transmission clear acrylic outer lens contains acrylic frosted sheet inlay. Each component contains UV inhibitors. The lens assembly minimizes lamp image and ensures efficient light distribution. Lenses secured to housing via injection molded inserts for easy lamp access.

D ... Electrical

Fixture equipped with proprietary Cooper LED modules available in 3000, 3500 or 4000k with a CRI plus or minus 85. Removable module features aluminum extrusion providing exceptional thermal management. Modules are driven using universal voltage switch mode LED drivers. Fixture and modules certified to UL and CUL standards. A 0 to 10V dimming control is available.

E ... Finish

Fixture housings are high reflectance white using electrostatically applied polyester powder coat paint.

Mounting

Fixture available in two mounting options. CC allows for fixture to be installed into inaccessible ceilings (sheet rock, wood panel, etc.). Compression bracket provided. G1 allows for fixture to be installed in standard ceiling tile. Butterfly brackets supplied mount to cross-braces (by others).

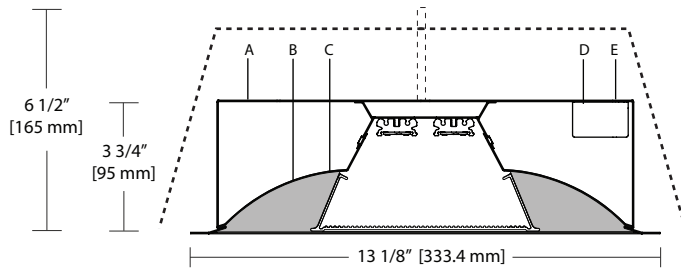
Catalog #		Type
Project		
Comments		Date
Prepared by		



Z MINI Nano Prism Lens

LED

1'x1' Recessed
3-3/4" Depth

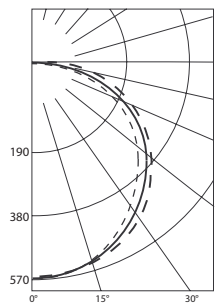


ORDERING INFORMATION

ZM-WN-2L35-1D-120-11-CC

ZM	W	N	2	L35	1	D	120	11	CC	
Series ZM: Class ZM	Reflector W: White	Shielding N: Nano Prism Lens	Light Level 2: Light Level 2	Color Temperature L30: LED 3000K L35: LED 3500K L40: LED 4000K	Number of Circuits 1: 1 Circuit	Wiring ¹ B: Battery Pack C: Standard Circuit D: Dimming E: Emergency T: Nightlight Y: Daylight	Voltage ¹ 120: 120V 277: 277V 347: 347V UNV: Universal (120V-277V)	Size 11: 1' x 1'	Ceiling Type CC: Concealed Ceiling G1: Grid Ceiling	Options ¹ CP: Chicago Plenum NY: New York City Construction W6: 6' Whip Flex W12: 12' Whip Flex

Notes: 1 Not all options available. Please consult your Cooper Lighting Representative for availability. Specifications and dimensions subject to change without notice.



ZM-WN-2L35-1x1
1526 Lumens
18.6 Watts
82.1 LPW
LED ALM 2.0

Test Report: #P22413

Coefficients of Utilization

rc	Effective floor cavity reflectance																		
	80%				70%				20%										
rw	70	50	30	10	70	50	30	10	50	30	10	50	30	10	50	30	10	0	
RCR	0	119	119	119	119	116	116	116	116	111	111	111	106	106	106	102	102	102	100
	1	109	104	100	96	106	102	98	95	98	95	92	94	91	89	90	88	86	84
	2	99	91	84	79	97	89	83	78	86	81	76	82	78	74	79	76	73	71
	3	91	80	72	66	88	79	71	65	76	69	64	73	68	63	70	66	62	60
	4	83	71	63	56	81	70	62	56	67	60	55	65	59	54	63	58	53	51
	5	77	64	55	48	74	63	54	48	61	53	48	59	52	47	57	51	47	44
	6	71	58	49	42	69	57	48	42	55	47	42	53	46	41	52	46	41	39
	7	66	52	44	37	64	51	43	37	50	42	37	48	42	37	47	41	37	35
	8	61	48	39	34	60	47	39	33	46	38	33	44	38	33	43	37	33	31
	9	57	44	36	30	56	43	35	30	42	35	30	41	35	30	40	34	30	28
	10	54	41	33	27	52	40	32	27	39	32	27	38	32	27	37	31	27	25

Zonal Lumen Summary

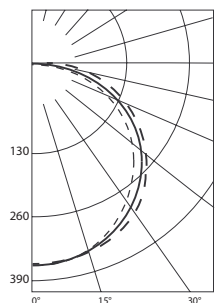
Zone	Lumens	% Lamp	% Fixture
0-30	445	N.A.	29.1
0-40	718	N.A.	47
0-60	1231	N.A.	80.6
0-90	1526	N.A.	100
40-90	808	N.A.	53
60-90	295	N.A.	19.4
90-180	0	N.A.	0
0-180	1526	N.A.	100

Luminance Data

Angle in Deg	0-Deg cd/sm	45-Deg cd/sm	90-Deg cd/sm
45	5680	5928	6044
55	5083	5492	5655
65	4267	4932	5430
75	3076	4207	4705
85	1478	2821	3224

Candela

Angle	0-Deg	23-Deg	45-Deg	68-Deg	90-Deg
0	581	581	581	581	581
5	580	579	577	577	577
10	570	569	568	568	568
15	556	555	555	556	557
20	532	532	534	536	537
25	502	503	506	510	511
30	467	469	475	479	480
35	428	431	439	443	444
40	387	391	399	405	406
45	343	348	358	364	365
50	297	303	314	322	324
55	249	256	269	278	277
60	201	209	224	232	234
65	154	163	178	193	196
70	109	120	135	148	153
75	68	78	93	103	104
80	34	43	54	61	62
85	11	15	21	23	24
90	0	0	0	0	0



ZM-WN-1L35-1x1
1002 Lumens
12.8 Watts
78.3 LPW
LED ALM 2.0

Test Report: #P22410

Coefficients of Utilization

rc	Effective floor cavity reflectance																		
	80%				70%				20%										
rw	70	50	30	10	70	50	30	10	50	30	10	50	30	10	50	30	10	0	
RCR	0	119	119	119	119	116	116	116	116	111	111	111	106	106	106	102	102	102	100
	1	109	104	100	96	106	102	98	95	98	95	92	94	91	89	90	88	86	84
	2	99	91	84	79	97	89	83	78	86	81	76	82	78	74	79	76	73	71
	3	91	80	72	66	88	79	71	65	76	69	64	73	68	63	70	66	62	60
	4	83	71	63	56	81	70	62	56	67	60	55	65	59	54	63	58	53	51
	5	77	64	55	48	74	63	54	48	61	53	48	59	52	47	57	51	47	44
	6	71	58	49	42	69	57	48	42	55	47	42	53	46	41	52	46	41	39
	7	66	52	44	37	64	51	43	37	50	42	37	48	42	37	47	41	37	35
	8	61	48	39	34	60	47	39	33	46	38	33	44	38	33	43	37	33	31
	9	57	44	36	30	56	43	35	30	42	35	30	41	35	30	40	34	30	28
	10	54	41	33	27	52	40	32	27	39	32	27	38	32	27	37	31	27	25

Zonal Lumen Summary

Zone	Lumens	% Lamp	% Fixture
0-30	291	N.A.	29
0-40	470	N.A.	46.9
0-60	804	N.A.	80.3
0-90	1002	N.A.	100
40-90	532	N.A.	53.1
60-90	197	N.A.	19.7
90-180	0	N.A.	0
0-180	1002	N.A.	100

Luminance Data

Angle in Deg	0-Deg cd/sm	45-Deg cd/sm	90-Deg cd/sm
45	3709	3858	3941
55	3307	3593	3838
65	2798	3269	3602
75	1991	2805	3212
85	1075	1881	2284

Candela

Angle	0-Deg	23-Deg	45-Deg	68-Deg	90-Deg
0	380	380	380	380	380
5	379	379	378	377	377
10	373	373	372	371	371
15	363	363	363	364	364
20	347	348	349	350	351
25	328	329	331	333	334
30	305	307	311	313	315
35	279	282	287	290	290
40	252	255	261	264	265
45	224	227	233	237	238
50	193	197	204	209	211
55	162	167	176	181	188
60	131	137	146	152	155
65	101	107	118	133	130
70	71	79	94	99	103
75	44	52	62	70	71
80	23	29	36	41	42
85	8	10	14	16	17
90	0	0	0	0	0