

DESCRIPTION

With industry leading technology and a uniquely minimal profile, The Element Micro Wall combines exceptional lumens per watt performance with the elegance and modern style that have made the fluorescent version so successful. The fixture provides direct/ indirect illumination and is available with two different media options. The proprietary LED platform delivers a soft, diffuse volume of pure white light on both task and ambient surfaces with a guaranteed system life of 50,000 hrs. The Element Micro Wall may be mounted over standard 2x4 inch J-Boxes for individual or continuous configuration using 4 and 8 foot modular sections and is ADA compliant.

SPECIFICATION FEATURES

A ... Construction

Micro profile housing and integral gear tray constructed from die-formed 20 gauge cold rolled steel.

B ... End Plates

Standard endcaps are precision milled aluminum plate mechanically attached without exposed fasteners.

C ... Lens

Lens is .125 inch thick clear microlinear prismatic acrylic material offering 91% transmission with additional frost inlay.

D ... Reflectors

Reflector pan is painted with a high reflectance white powder coat finish.

E ... Electrical

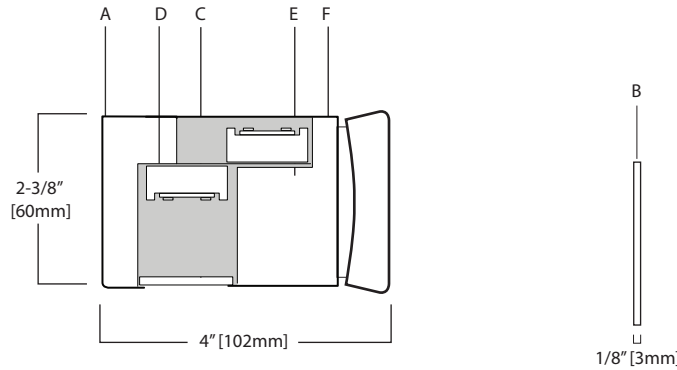
Fixture equipped with proprietary Cooper LED modules rated at 3500K. Removable module features aluminum extrusion providing exceptional thermal management. Modules are driven using universal voltage switch-mode LED drivers. Fixture and modules certified to UL and CUL standards. A 0 to 10V dimming control is available.

F ... Finish

Fixture housings are high reflectance white using electrostatically applied polyester powder coat paint.

Mounting

Fixture mounts directly to existing structure over a 2 x 4 inch standard electrical box mounted horizontally into the wall. Please refer to installation instructions for details.



MODULES AND DIMENSIONS*



48" [1219mm]

96" [2438mm]

Loft and Element Wall LED Light Level Output

Light Level	Wattage	Lumens (delivered)	Efficacy (LPW)
2	51W	3200 up / 1100 down	85.4

[GET A QUOTE >](#)



Element Micro Wall

LED

Wall Mount
Semi-Indirect

ORDERING INFORMATION

Sample Number: E1W-WL-1-L30-1C-120-SU-WA-8

Series E1W: Element Micro Wall	Optics Down L: Frosted Lens	Color Temperature L30: LED 3000K L35: LED 3500K L40: LED 4000K	Wiring 1 B: Battery Pack C: Standard Circuit D: Dimming E: Emergency T: Nightlight Y: Daylight	Voltage 1 120: 120V 277: 277V 347: 347V UNV: Universal (120V-277V)	Suspension SU-WA: Surface/Wall Mount	Run Length Individually Mounted Luminaires may be 4' or 8' in length Continuously Mounted Standard row configurations over 8' consist of 4' and 8' sections
Optics Up W: White	Light Level 2: Light Level 2	Number of Circuits 1: 1 Circuit				

Notes: 1 Not all options available. Please consult your Cooper Lighting Representative for availability. Specifications and dimensions subject to change without notice.