

DESCRIPTION

The Accord™ redefines lighting by improving on aesthetics, comfort and energy savings. The Accord provides the right amount of light while eliminating surface shadows commonly found in parabolics. Therefore, Accord increases the comfort level while providing significant energy savings.

Surface mount Accord units are designed for areas that do not use a grid-ceiling type system. Ideal for use in corridors, stairwells, hospitals and schools.

Catalog #		Type
Project		
Comments		Date
Prepared by		

SPECIFICATION FEATURES

Construction

Low profile housing is formed from heavy gauge cold rolled steel and welded to form a rigid frame. Backplate is provided with knockouts and mounting holes for surface mounting.

Controls

The Accord LED is equipped standard with a 0-10V continuous dimming driver that works with any standard 0-10V control/dimmer. Combine with energy-saving products like occupancy sensors, daylighting controls, and lighting relay panels from Cooper Controls (www.coopercontrol.com) to maximize energy savings.

Electrical

Long-Life LED system coupled with electrical driver to deliver optimal performance. LED's available in 3000, 3500 or 4000k with a CRI ≥ 85. Projected life is 50,000 hours at 70% lumen output. cULus listed. Electronic drivers are available for 120-277V applications. A 0-10V dimming driver is standard.

Driver Access

Driver can be accessed from below without tools.

Finish

Painted after fabrication. Electrostatically applied baked matte white polyester powder enamel finish. Multistage cleaning cycle, iron phosphate coating with rust inhibitor.

Reflectors


Reflector has high reflectance baked matte white enamel finish for luminous uniformity.

Shielding

Positively retained frosted acrylic profile lenses provide a soft but effective distribution of light.

Compliance

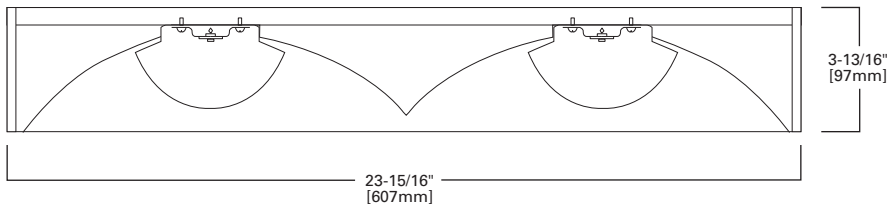
Modules are UL recognized components and indoor luminaires are cULus listed for 25°C ambient environments, RoHS compliant, and LED modules comply with IESNA LM-79 and LM-80 standards. DesignLights™ Consortium Qualified (both lumen versions). Refer to www.designlights.org Qualified Products List under Family Models for details.



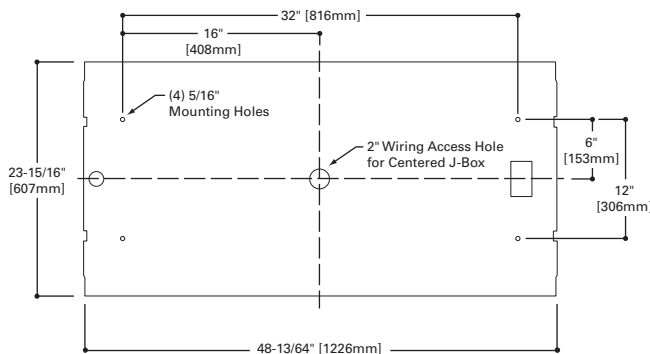
2ACS LED

2' X 4' TROFFER LED LAMPS

Specification Architectural Troffer Surface Mount Series

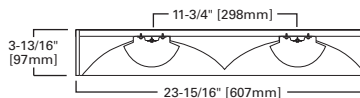


MOUNTING DATA

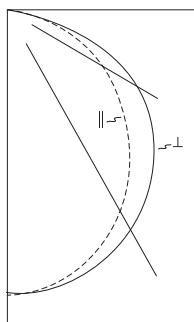


NOTE: 2' x 2' and 2' x 4' allow for row mounting.

LAMP CONFIGURATIONS



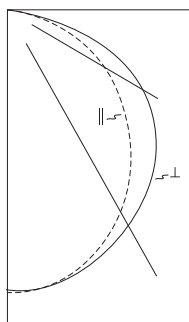
PHOTOMETRICS



2AC-LD2-47-UNV-L835-CD1-U
 Dimming Driver
 Linear LED 3500K
 Spacing criterion:
 (II) 1.2 x mounting
 height, (L) 1.3 x
 mounting height
 Lumens: 4705
 Input Watts: 45.7W
 Efficacy: 103 LPW
 Test Report:
 2AC-LD2-47-UNV-
 L835-CD1-U.IES

Candlepower

Angle	Along II	45°	Across ⊥
0	1605	1605	1605
5	1592	1597	1603
10	1567	1578	1591
15	1524	1546	1563
20	1466	1499	1522
25	1391	1439	1471
30	1306	1368	1410
35	1202	1287	1340
40	1089	1196	1261
45	970	1097	1174
50	847	991	1079
55	722	880	977
60	599	765	857
65	479	649	696
70	362	517	492
75	251	360	302
80	150	203	166
85	65	80	67
90	0	0	0



2AC-LD2-53-UNV-L835-CD2-U
 Dimming Driver
 Linear LED 3500K
 Spacing criterion:
 (II) 1.2 x mounting
 height, (L) 1.3 x
 mounting height
 Lumens: 5368
 Input Watts: 53.8W
 Efficacy: 100 LPW
 Test Report:
 2AC-LD2-53-UNV-
 L835-CD2-U.IES

Candlepower

Angle	Along II	45°	Across ⊥
0	1822	1822	1822
5	1805	1812	1819
10	1775	1789	1804
15	1725	1750	1770
20	1658	1696	1723
25	1574	1626	1664
30	1472	1544	1594
35	1357	1451	1515
40	1233	1347	1429
45	1102	1239	1332
50	967	1122	1231
55	831	999	1121
60	696	872	988
65	561	742	809
70	428	592	590
75	300	418	382
80	179	242	212
85	77	89	75
90	0	0	0

Coefficients of Utilization

rc	Effective floor cavity reflectance																							
	80%				70%				50%				30%				10%				0%			
rw	70	50	30	10	70	50	30	10	50	30	10	50	30	10	50	30	10	50	30	10	50	30	10	0
RCR																								
0	119	119	119	119	116	116	116	116	111	111	111	106	106	106	102	102	102	100						
1	109	104	99	95	106	101	97	94	97	94	91	93	91	88	90	87	85	83						
2	99	90	83	77	96	88	82	76	85	79	75	81	77	73	78	75	71	69						
3	90	79	71	64	87	77	70	63	74	68	62	72	66	61	69	64	60	58						
4	82	70	61	54	80	68	60	54	66	59	53	64	57	52	61	56	51	49						
5	75	62	53	46	73	61	53	46	59	51	46	57	50	45	55	49	45	42						
6	69	56	47	40	68	55	46	40	53	46	40	51	45	39	50	44	39	37						
7	64	51	42	36	63	50	41	35	48	41	35	47	40	35	45	39	35	33						
8	60	46	38	32	58	46	37	32	44	37	31	43	36	31	42	36	31	29						
9	56	42	34	28	55	42	34	28	41	33	28	40	33	28	39	32	28	26						
10	52	39	31	26	51	39	31	26	38	30	26	37	30	25	36	30	25	24						

Coefficients of Utilization

rc	Effective floor cavity reflectance																							
	80%				70%				50%				30%				10%				0%			
rw	70	50	30	10	70	50	30	10	50	30	10	50	30	10	50	30	10	50	30	10	50	30	10	0
RCR																								
0	119	119	119	119	116	116	116	116	111	111	111	106	106	106	102	102	102	100						
1	108	104	99	95	106	101	97	94	97	94	91	93	90	88	89	87	85	83						
2	98	90	83	77	96	88	82	76	84	79	74	81	77	73	78	74	71	69						
3	89	79	70	64	87	77	69	63	74	67	62	71	66	61	69	64	60	58						
4	82	70	61	54	79	68	60	53	66	58	53	63	57	52	61	56	51	49						
5	75	62	53	46	73	61	52	46	59	51	45	57	50	45	55	49	44	42						
6	69	56	47	40	67	55	46	40	53	45	40	51	44	39	50	44	39	37						
7	64	50	42	35	62	50	41	35	48	40	35	47	40	35	45	39	34	32						
8	60	46	37	31	58	45	37	31	44	36	31	43	36	31	42	35	31	29						
9	56	42	34	28	54	42	34	28	40	33	28	39	33	28	38	32	28	26						
10	52	39	31	26	51	38	31	26	37	30	25	36	30	25	36	30	25	23						

Zonal Lumen Summary

Zone	Lumens	%Fixture
0-30	1251	26.6
0-40	2053	43.6
0-60	3667	77.9
0-90	4705	100.0
0-180	4705	100.0

Luminaire Data

Angle in Deg	Average 0-Deg cd/sm	Average 45-Deg cd/sm	Average 90-Deg cd/sm
45	1845	2087	2233
55	1693	2064	2291
65	1524	2065	2215
75	1304	1871	1569
85	1003	1235	1034

Zonal Lumen Summary

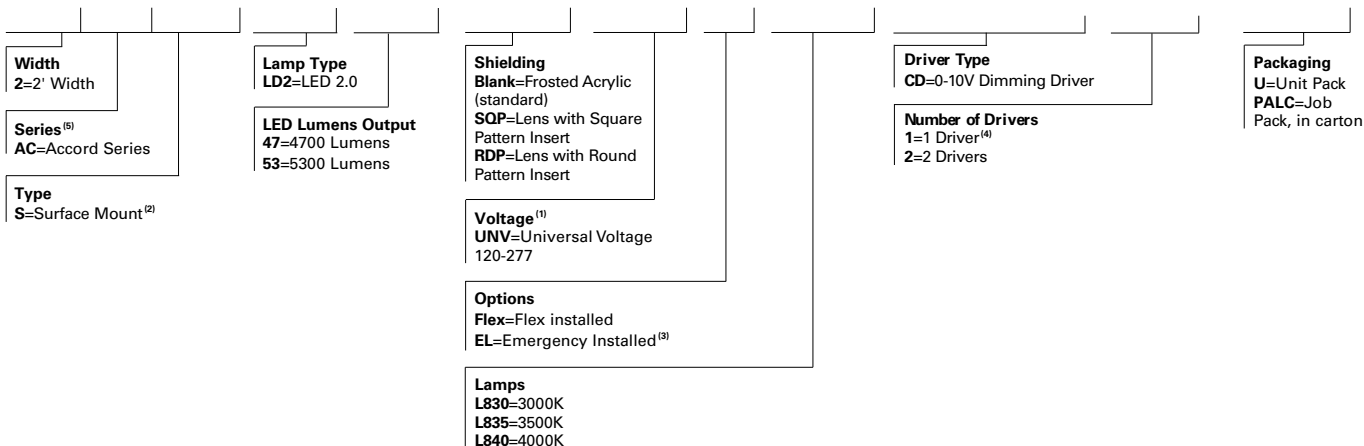
Zone	Lumens	%Fixture
0-30	1416	26.4
0-40	2321	43.2
0-60	4156	77.4
0-90	5368	100.0
0-180	5368	100.0

Luminaire Data

Angle in Deg	Average 0-Deg cd/sm	Average 45-Deg cd/sm	Average 90-Deg cd/sm
45	2234	2512	2700
55	2077	2496	2801
65	1903	2517	2744
75	1661	2315	2116
85	1266	1464	1233

ORDERING INFORMATION

SAMPLE NUMBER: 2ACS-LD2-53-UNV-L835-CD2-U



NOTES: (1) Products also available in non-US voltages and frequencies for international markets. (2) Surface mount accord is not designed for continuous row mount applications. (3) Must specify voltage (120V or 277V) when selecting EL option. (4) Only one driver is required for 47 LED lumen output option. (5) DesignLights™ Consortium Qualified (both lumen versions). Refer to www.designlights.org Qualified Products List under Family Models for details.

Specifications & dimensions subject to change without notice. Consult your Cooper Lighting Representative for availability and ordering information.

DLN not for use in IC Installations.

SHIPPING INFORMATION

Catalog No.	Wt.
2ACS-LD2-47	36 lbs.
2ACS-LD2-53	36 lbs.

