

## DESCRIPTION

GR LED is a lensed troffer series. This high quality luminaire is dedicated to the latest solid state lighting and electronic driver technology for optimal performance and energy efficiency. The GR LED is compatible with all of today's popular ceiling systems and is available with a number of options and accessories for application versatility.

The GR LED series features efficiency, quality and performance. The series is an excellent choice for commercial office spaces, schools, hospitals or retail merchandising areas.

<b>Catalog #</b>		<b>Type</b>
<b>Project</b>		
<b>Comments</b>		<b>Date</b>
<b>Prepared by</b>		

## SPECIFICATION FEATURES

### Construction

Rigid housing is die formed of code gauge prime cold rolled steel and features full length die-formed stiffeners and unibody endplate for added strength. Side flanges are hemmed. Innovative design provides superior lens brightness uniformity and visual comfort. Unibody endplates are securely attached with interlocking tabs and screws. Four auxiliary fixture end suspension points provided. Endplates have integral Grid-lock feature for safety and convenience.

### Controls

The GR LED is equipped standard with a 0-10V continuous dimming driver that works with any standard 0-10V control/dimmer. Combine with energy-saving products like occupancy sensors, daylighting controls, and lighting relay panels from Cooper Controls ([www.coopercontrol.com](http://www.coopercontrol.com)) to maximize energy savings.

### Electrical

Long-Life LED system coupled with electrical driver to deliver optimal performance. LED's available in 3500k or 4000k with typical CRI 85. Projected life is 50,000 hours at 70% lumen output. cULus listed. Electronic drivers are available for 120-277V applications. A 0-10V dimming driver is standard.

### Finish

Multistage, iron phosphate pretreatment ensures maximum bonding and rust inhibition. Housing and driver cover finished with new 90% reflective white enamel for superior performance. "PAF" Painted After Fabrication option also available.

### Hinging/Latching

Positive spring loaded steel latches with baked white enamel finish. Safety-lock T-hinges allow hinging and latching either side.

### Frame/Shielding

Die formed, heavy gauge, flat steel door with reinforced mitered corners and baked white enamel finish. Flat and regressed aluminum doors also available. Positive light seals. Light stabilized, acrylic prismatic lens. Standard #12 pattern.

### Compliance

Modules are UL recognized components and indoor luminaires are cULus listed for 25°C ambient environments, RoHS compliant, and LED modules comply with IESNA LM-79 and LM-80 standards. DesignLights™ Consortium Qualified.



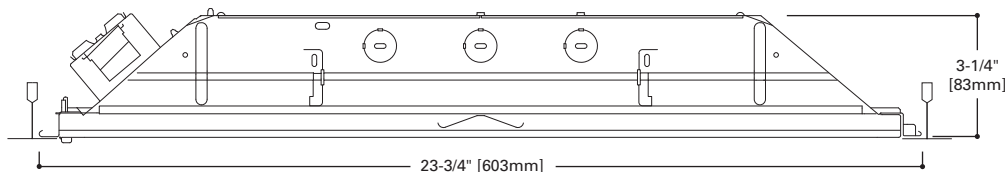
## 2GR LED

2' X 4' LED TROFFER

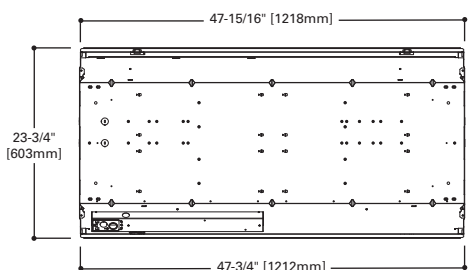
General Recessed LED Troffer

For Use in Insulated Ceilings

**DESIGNLIGHTS** CONSORTIUM 



## MOUNTING DATA



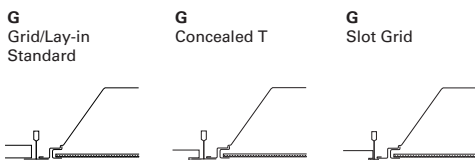
## DOOR FRAMES



## ENERGY DATA

Input Watts:  
48=49W  
64=65W

## CEILING COMPATIBILITY



Ceiling Type	Trim Type
Exposed Grid	G
Concealed T	G
Slot Grid	G

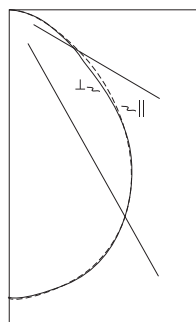
(Verify compatibility/ consult factory.)

**LINEAR DISCONNECT**

Safe and convenient means of disconnecting power.



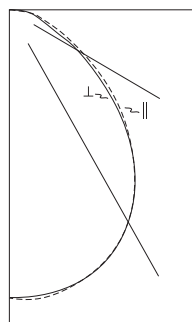
PHOTOMETRICS



**2GR-LD1-48-A-UNV-L835-CD1-U**  
 Dimming Driver  
 Linear LED 3500K  
 Spacing criterion:  
 (H) 1.2 x mounting  
 height, (L) 1.2 x  
 mounting height  
 Efficiency: 100%  
 Lumens: 4833  
 Input Watts: 48.6W  
 Efficacy: 99.4 LPW  
 Test Report:  
 2GR-LD1-48-A-UNV-  
 L835-CD1-U.IES

**Candlepower**

Angle	Along H	45°	Across L
0	2115	2115	2115
5	2119	2105	2111
10	2093	2080	2084
15	2041	2032	2039
20	1965	1961	1969
25	1864	1858	1864
30	1734	1729	1733
35	1578	1567	1573
40	1392	1369	1379
45	1174	1160	1163
50	959	956	905
55	769	725	684
60	582	505	524
65	422	334	386
70	308	213	294
75	224	159	240
80	167	132	191
85	93	80	112
90	0	0	0



**2GR-LD1-64-A-UNV-L835-CD1-U**  
 Dimming Driver  
 Linear LED 3500K  
 Spacing criterion:  
 (H) 1.2 x mounting  
 height, (L) 1.2 x  
 mounting height  
 Efficiency: 100%  
 Lumens: 6808  
 Input Watts: 70.6W  
 Efficacy: 96.4 LPW  
 Test Report:  
 2GR-LD1-64-A-UNV-  
 L835-CD1-U.IES

**Candlepower**

Angle	Along H	45°	Across L
0	2960	2960	2960
5	2984	2955	2970
10	2944	2921	2929
15	2861	2841	2871
20	2766	2759	2747
25	2622	2617	2623
30	2439	2422	2442
35	2232	2210	2205
40	1967	1931	1941
45	1657	1636	1624
50	1350	1357	1277
55	1078	1030	973
60	824	717	732
65	599	468	547
70	431	302	421
75	316	224	338
80	233	187	267
85	136	113	155
90	0	0	0

**Coefficients of Utilization**

rc	Effective floor cavity reflectance 20%						
	80%		70%		50%		
rw	70	50	30	10	70	50	
RCR	70	50	30	10	50	30	
0	119	119	119	119	116	116	116
1	110	105	101	98	99	96	93
2	101	93	87	82	88	83	79
3	93	83	76	70	79	73	68
4	86	74	66	60	71	64	59
5	79	67	59	53	64	57	52
6	73	61	53	46	58	51	46
7	68	56	47	41	53	46	41
8	64	51	43	37	49	42	37
9	60	47	39	34	45	38	34
10	56	43	36	31	42	35	31

**Coefficients of Utilization**

rc	Effective floor cavity reflectance 20%						
	80%		70%		50%		
rw	70	50	30	10	70	50	
RCR	70	50	30	10	50	30	
0	119	119	119	119	116	116	116
1	110	105	101	98	99	96	93
2	101	93	87	82	88	83	79
3	93	83	76	70	79	73	68
4	86	74	66	60	71	64	59
5	79	67	59	53	64	57	52
6	73	61	53	46	58	51	46
7	68	56	47	41	53	46	41
8	64	51	43	37	49	42	37
9	60	47	39	34	45	38	34
10	56	43	36	31	42	35	31

**Zonal Lumen Summary**

Zone	Lumens	%Fixture
0-30	1629	33.7
0-40	2607	53.9
0-60	4147	85.8
0-90	4833	100.0
0-180	4833	100.0

**Luminaire Data**

Angle in Deg	Average 0-Deg cd/sm	Average 45-Deg cd/sm	Average 90-Deg cd/sm
45	2542	2512	2518
55	2053	1935	1826
65	1529	1210	1398
75	1325	941	1420
85	1634	1405	1968

**Zonal Lumen Summary**

Zone	Lumens	%Fixture
0-30	2289	33.6
0-40	3666	53.8
0-60	5839	85.8
0-90	6808	100.0
0-180	6808	100.0

**Luminaire Data**

Angle in Deg	Average 0-Deg cd/sm	Average 45-Deg cd/sm	Average 90-Deg cd/sm
45	3588	3542	3516
55	2878	2749	2597
65	2170	1695	1982
75	1869	1325	1999
85	2389	1985	2723

ORDERING INFORMATION

SAMPLE NUMBER: 2GR-LD1-48-A-UNV-L835-CD1-U

<p><b>Rating</b> Blank= Standard ATW-SW4= Chicago Rated</p>	<p><b>LED Type</b> LD1=LED 1.0</p>	<p><b>Voltage</b><sup>(2)</sup> UNV=Universal Voltage 120-277<sup>(3)</sup></p>	<p><b>CCT</b> L835=3500K L840=4000K</p>	<p><b>Driver Type</b> CD=0-10V Dimming Driver</p>	<p><b>Options</b> PAF=Painted After Fabrication G1=Gasket, Door Frame and Housing G2=G1 plus Gasket between Lens and Door G3=G1 and G2 plus Gasketing on Mounting Surface of Fixture Trims</p>	<p><b>Packaging</b> U=Unit Pack PALC=Palletized Fixtures In Carton</p>
<p><b>Width</b> 2=2' Width</p>	<p><b>LED Lumens Output</b><sup>(5)</sup> 48=4800 64=6400</p>	<p><b>Options</b> GL=Single Element Fuse GM=Double Element Fuse Flex=Flex Installed EL=Emergency Installed<sup>(4)</sup></p>	<p><b>Number of Drivers</b> 1=1 Driver</p>	<p><b>Trim Type</b><sup>(6)</sup> G=Grid/Lay-in (Standard)<sup>(1)</sup> G=Concealed T G=Slot Grid</p>	<p><b>Shielding</b> A=A12 .095 A125=A12 .125 A125MIN=A12 .125 MIN A19/156=A19 .156 F=A12 .095 Frost F125=A12 .125 Frost ND=No Door</p>	
<p><b>Series</b> R=General Purpose Troffer</p>	<p><b>Door Frame</b> Standard=Flat White Steel Door (Leave Blank) FA=Flush White Extruded Aluminum c/w Spring Latch RA=Regressed White Extruded Aluminum FAN=Flush Natural Anodized Extruded Aluminum RAN=Regressed Natural Anodized Extruded Aluminum FAB=Flush Black Extruded Aluminum RAB=Regressed Black Extruded Aluminum</p>					

**ACCESSORIES**

EQ-CLIP-U=T-BAR Safety Earthquake Clips<sup>(1)</sup>  
 DF-24-W=2' x 4' Drywall Frame Kit

**SHIPPING INFORMATION**

Catalog No.	Wt.
2GR-LD1-48	20 lbs.
2GR-LD1-64	20 lbs.

NOTES: <sup>(1)</sup>An EQ Grid Clip is recommended for all 9/16" ceiling systems. <sup>(2)</sup>Products also available in non-US voltages and frequencies for international markets. <sup>(3)</sup>Not available when specifying emergencies, voltage must be specific. <sup>(4)</sup>Call factory. <sup>(5)</sup>Nominal lumen output. <sup>(6)</sup>DesignLights™ Consortium Qualified (high lumen only). Refer to www.designlights.org Qualified Products List under Family Models for details.

Specifications & dimensions subject to change without notice. Consult your Cooper Lighting Representative for availability and ordering information.