

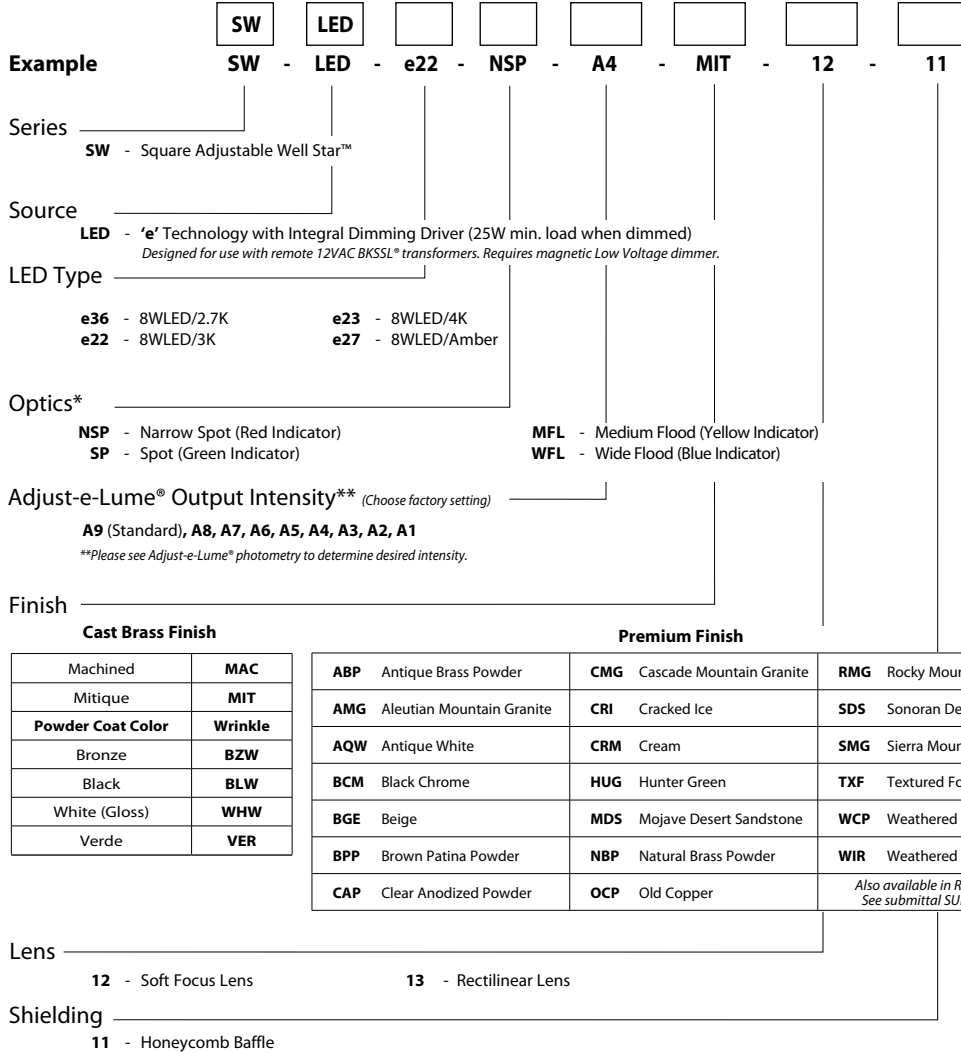
BKSSL
SOLID STATE LIGHTING



SQUARE ADJUSTABLE WELL STAR™

PROJECT:	
TYPE:	
CATALOG NUMBER:	
SOURCE:	
NOTES:	

CATALOG NUMBER LOGIC



DRIVER DATA	Input Volts 12VAC/DC 50/60Hz	InRush Current <1A (non-dimmed)	Dimmable Magnetic Low Voltage Dimmer	Operation Ambient Temperature -10°F-130°F
--------------------	--	---	--	---

LM79 DATA

BK No.	CCT (Typ.)	Input Watts (Typ.)	CRI (Typ.)
e36	2700K	8.4	90
e22	3100K	8.4	90
e23	4100K	8.4	75
e27	Amber (590nm)	7.9	~

L70 DATA

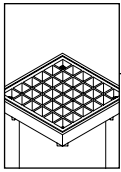
Minimum Rated Life (hrs.) 70% of initial lumens (L70)
50,000
50,000
50,000
50,000

*OPTICAL DATA

Beam Type	Angle	Visual Indicator
Narrow Spot	14°	Red Dot
Spot	18°	Green Dot
Medium Flood	25°	Yellow Dot
Wide Flood	36°	Blue Dot

B-K LIGHTING	40429 Brickyard Drive • Madera, CA 93636 • USA 559.438.5800 • FAX 559.438.5900 www.bklighting.com • info@bklighting.com	RELEASED 07-10-15	DRAWING NUMBER SUB000969
---------------------	---	----------------------	-----------------------------

THIS DOCUMENT CONTAINS PROPRIETARY INFORMATION OF B-K LIGHTING, INC. AND ITS RECEIPT OR POSSESSION DOES NOT CONVEY ANY RIGHTS TO REPRODUCE, DISCLOSE ITS CONTENTS, OR TO MANUFACTURE, USE OR SELL ANYTHING IT MAY DESCRIBE. REPRODUCTION, DISCLOSURE OR USE WITHOUT SPECIFIC WRITTEN AUTHORIZATION OF B-K LIGHTING, INC. IS STRICTLY FORBIDDEN.



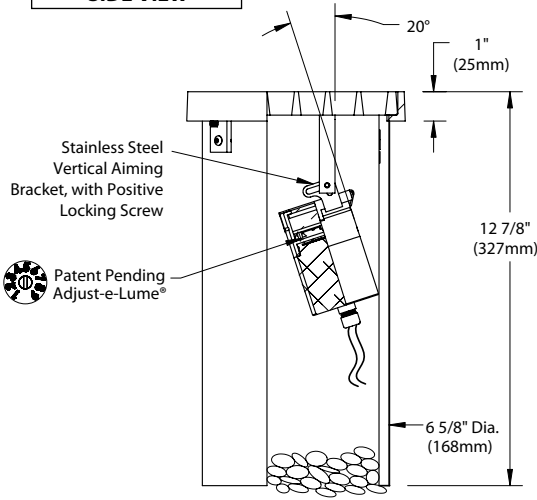
BKSSL
SOLID STATE LIGHTING

the power of dimming with **adjust-e-lume** TECHNOLOGY

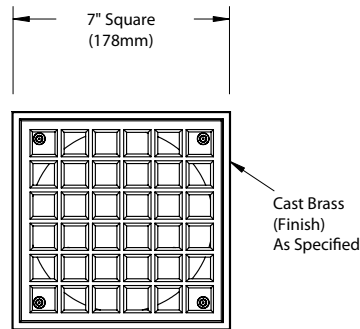
SQUARE ADJUSTABLE WELL STAR™

PROJECT:	
TYPE:	

SIDE VIEW



FACEPLATE DETAIL

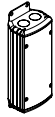


Accessories (Configure separately)

Remote options:



TR Series



UPMRM™

All dimensions indicated on this submittal are nominal. Contact Technical Sales if you require more stringent specifications.

SPECIFICATIONS

GreenSource Initiative™

Metal and packaging components are made from recycled materials. Manufactured using renewable solar energy, produced on site. Returnable to manufacturer at end of life to ensure cradle-to-cradle handling. Packaging contains no chlorofluorocarbons (CFC's). Use of this product may qualify for GreenSource efficacy and recycling rebate(s). Consult www.bklighting.com/greensource for program requirements.

Materials

Furnished in Brass (Type 360).

Well Cover

Installation collar is cast construction with removable grate. Flow through design. [4] Tamper resistant, stainless steel cap screws.

Body

Fully machined from solid billet. Unibody design provides enclosed, water-proof wireway and integral heat sink for maximum component life. High temperature, silicone 'O' Ring provides water-tight seal. Provided with hard-coat (Type III) black anodize finish for maximum corrosion resistance. Weather-tight cable connector with 5'0," 12Ga., 2 wire low voltage cable.

Cap

Fully machined. Accommodates [1] lens or louver media. Flush lens.

Lens

Shock resistant, tempered, glass lens is factory adhered to cap and provides hermetically sealed optical compartment. Specify soft focus (#12) or rectilinear (#13) lens.

BKSSL®

Integrated solid state system with 'e' technology is scalable for field upgrade. Modular design with electrical quick disconnects permit field maintenance. High power, forward throw source complies with ANSI C78.377 binning requirements. Exceeds ENERGY STAR® lumen maintenance requirements. LM-80 certified components.

Integral, constant current driver. 12VAC/VDC input. 50/60Hz. Proprietary input control scheme achieves power factor correction and eliminates inrush current. Output, over-voltage, open-circuit, and short circuit protected. Inrush current limited to <1A (non-dimming). Conforms to Safety Std. C22.2 No. 250.13-12.

Line dimmable. For use with low voltage dimmer with dedicated neutral conductor. Minimum 25 watt load required for dimming.

Adjust-e-Lume® (Pat. Pending)

Integral electronics allows dynamic lumen response at the individual fixture. Indexed (100% to 25% nom.) lumen output. Maintains output at desired level or may be changed as conditions require. Specify factory preset output intensity.

Optics

Interchangeable OPTIKIT™ modules permit field changes to optical distribution. Color-coded for easy reference: Narrow Spot (NSP) = Red. Spot (SP) = Green. Medium Flood (MFL) = Yellow. Wide Flood (WFL) = Blue.

Installation

6-5/8" dia., heavy wall composite housing for direct burial into soil or concrete. Flow through design for drainage (drain material by others). Stainless steel vertical aiming bracket with positive locking screw permits up to 20° vertical adjustment from nadir.

For direct burial in soil or concrete. Consult Drainage Installation Guide for In-Grade Fixtures (DIG-IT) for compliance with proper soil preparation and drainage requirements prior to installation.

Transformer

For use with 12VAC BKSSL remote transformer or magnetic transformers only. B-K Lighting cannot guarantee performance with third party manufacturers' transformers.

Wiring

Teflon® coated, 18AWG, 600V, 250° C rated and certified to UL 1659 standard. Anti-Siphon Valve (ASV™) prevents "wicking" through conductor insulation.

Hardware

Tamper-resistant, stainless steel hardware. Well cover screws are additionally black oxide treated for additional corrosion resistance.

Finish

Brass components are available in Class 'A' TGIC polyester powder coat or handcrafted metal finish.

Warranty

5 year limited warranty.

Certification and Listing

ITL tested to IESNA LM-79. Lighting Facts Registration per USDOE (www.lightingfacts.com). ETL Listed to ANSI/UL Standard 1838 and UL Subject 8750 and Certified to CAN/CSA Standard C22.2 No. 9. RoHS compliant. Suitable for use in wet locations. Suitable for ground-mounted recessed. IP66 Rated. Made in USA.



*Teflon is a registered trademark of DuPont Corporation.
*Energy Star is a registered trademark of the United States Environmental Protection Agency.




B-K LIGHTING

40429 Brickyard Drive • Madera, CA 93636 • USA
559.438.5800 • FAX 559.438.5900
www.bklighting.com • info@bklighting.com

RELEASED
07-10-15


DRAWING NUMBER
SUB000969

Select OptiKit™ for desired distribution

- RED**  **Narrow Spot (NSP)**
- GREEN**  **Spot (SP)**
- YELLOW**  **Medium Flood (MFL)**
- BLUE**  **Wide Flood (WFL)**


Set adjust-e-lume™ Dial to desired output






Distance from lamp	Narrow Spot	Adjust-e-Lume™ Setting								
		1	2	3	4	5	6	7	8	9
20'		2.4	3.1	5.0	6.3	7.6	8.9	9.2	9.3	9.3
16'		3.8	4.9	7.9	9.9	11.9	13.9	14.3	14.6	14.6
12'		6.7	8.6	14.0	17.6	21.2	24.7	25.5	25.9	25.9
8'		15.1	19.4	31.4	39.7	47.6	55.5	57.3	58.3	58.3
4'		60.4	77.7	125.8	158.6	190.4	222.1	229.2	233.0	233.2
	4' 2' 0' 2' 4'									

Note: If using No. 11 honeycomb baffle multiply footcandle values by .80




Distance from lamp	Spot	Adjust-e-Lume™ Setting								
		1	2	3	4	5	6	7	8	9
20'		1.6	2.1	3.3	4.3	5.3	5.9	6.1	6.3	6.3
16'		2.6	3.3	5.2	6.7	8.2	9.3	9.6	9.8	9.9
12'		4.5	5.8	9.3	12.0	14.7	16.5	17.0	17.5	17.5
8'		10.2	13.0	20.9	26.9	33.0	37.0	38.3	39.4	39.4
4'		40.9	52.1	83.4	107.8	131.9	148.1	153.1	157.5	157.8
	8' 6' 4' 2' 0' 2' 4' 6' 8'									

Note: If using No. 11 honeycomb baffle multiply footcandle values by .80



Distance from lamp	Medium Flood	Adjust-e-Lume™ Setting								
		1	2	3	4	5	6	7	8	9
20'		0.9	1.3	2.0	2.5	3.1	3.4	3.6	3.6	3.6
16'		1.5	2.0	3.1	3.9	4.8	5.4	5.6	5.6	5.7
12'		2.6	3.6	5.5	6.9	8.6	9.5	9.9	9.9	10.1
8'		5.9	8.0	12.3	15.5	19.3	21.5	22.2	22.4	22.6
4'		23.6	32.1	49.3	62.2	77.1	85.8	88.9	89.5	90.5
	10' 8' 6' 4' 2' 0' 2' 4' 6' 8' 10'									





Note: If using No. 11 honeycomb baffle multiply footcandle values by .80



Distance from lamp	Wide Flood	Adjust-e-Lume™ Setting								
		1	2	3	4	5	6	7	8	9
20'		0.4	0.6	0.9	1.1	1.4	1.6	1.6	1.7	1.7
16'		0.7	0.9	1.4	1.8	2.1	2.5	2.6	2.6	2.6
12'		1.2	1.6	2.5	3.2	3.8	4.4	4.6	4.7	4.7
8'		2.7	3.7	5.6	7.2	8.6	10.0	10.3	10.5	10.6
4'		10.9	14.8	22.3	28.6	34.3	39.9	41.1	42.2	42.3
	14' 12' 10' 8' 6' 4' 2' 0' 2' 4' 6' 8' 10' 12' 14'									

Note: If using No. 11 honeycomb baffle multiply footcandle values by .80

Select OptiKit™ for desired distribution

- RED**  **Narrow Spot (NSP)**
- GREEN**  **Spot (SP)**
- YELLOW**  **Medium Flood (MFL)**
- BLUE**  **Wide Flood (WFL)**

Set adjust-e-lume™ Dial to desired output



Distance from lamp	Narrow Spot	Adjust-e-Lume™ Setting								
		1	2	3	4	5	6	7	8	9
20'		2.4	2.9	4.9	6.1	7.3	8.8	9.1	9.3	9.3
16'		3.8	4.6	7.6	9.6	11.4	13.8	14.3	14.5	14.6
12'		6.7	8.2	13.5	17.0	20.3	24.5	25.4	25.7	25.9
8'		15.1	18.4	30.3	38.2	45.8	55.2	57.0	57.9	58.2
4'		60.3	73.6	121.3	152.8	183.1	220.9	228.2	231.6	232.8
	4' 2' 0' 2' 4'									

Note: If using No. 11 honeycomb baffle multiply footcandle values by .80

Distance from lamp	Spot	Adjust-e-Lume™ Setting								
		1	2	3	4	5	6	7	8	9
20'		1.6	2.1	3.1	4.1	4.9	6.0	6.1	6.2	6.3
16'		2.5	3.3	4.9	6.4	7.6	9.3	9.6	9.8	9.9
12'		4.5	5.9	8.7	11.4	13.5	16.6	17.0	17.3	17.5
8'		10.2	13.2	19.5	25.6	30.5	37.3	38.3	39.0	39.4
4'		40.6	52.7	78.1	102.3	121.9	149.1	153.1	156.0	157.8
	8' 6' 4' 2' 0' 2' 4' 6' 8'									

Note: If using No. 11 honeycomb baffle multiply footcandle values by .80


Distance from lamp	Medium Flood	Adjust-e-Lume™ Setting								
		1	2	3	4	5	6	7	8	9
20'		1.0	1.2	1.9	2.4	2.9	3.4	3.5	3.6	3.7
16'		1.5	1.8	2.9	3.8	4.6	5.3	5.4	5.7	5.8
12'		2.6	3.3	5.2	6.7	8.1	9.5	9.6	10.1	10.2
8'		6.0	7.4	11.8	15.0	18.3	21.3	21.6	22.8	23.0
4'		23.8	29.5	47.0	60.2	73.3	85.1	86.4	91.2	92.2
	10' 8' 6' 4' 2' 0' 2' 4' 6' 8' 10'									

Note: If using No. 11 honeycomb baffle multiply footcandle values by .80

Distance from lamp	Wide Flood	Adjust-e-Lume™ Setting								
		1	2	3	4	5	6	7	8	9
20'		0.4	0.5	0.9	1.1	1.3	1.6	1.7	1.7	1.7
16'		0.7	0.8	1.4	1.7	2.0	2.4	2.6	2.7	2.7
12'		1.2	1.5	2.5	3.0	3.5	4.3	4.7	4.7	4.7
8'		2.8	3.4	5.5	6.7	7.9	9.8	10.5	10.7	10.7
4'		11.1	13.4	22.2	26.8	31.7	39.0	41.9	42.6	42.7
	14' 12' 10' 8' 6' 4' 2' 0' 2' 4' 6' 8' 10' 12' 14'									

Note: If using No. 11 honeycomb baffle multiply footcandle values by .80

Select OptiKit™ for desired distribution

- RED**  **Narrow Spot (NSP)**
- GREEN**  **Spot (SP)**
- YELLOW**  **Medium Flood (MFL)**
- BLUE**  **Wide Flood (WFL)**

Set adjust-e-lume™ Dial to desired output



Distance from lamp	Narrow Spot	Adjust-e-Lume™ Setting								
		1	2	3	4	5	6	7	8	9
20'		2.7	3.7	5.5	6.9	8.5	10.1	10.4	10.6	10.6
16'		4.3	5.7	8.7	10.8	13.3	15.7	16.2	16.5	16.5
12'		7.6	10.2	15.4	19.2	23.6	27.9	28.8	29.3	29.4
8'		17.1	23.0	34.7	43.2	53.0	62.8	64.8	66.0	66.1
4'		68.6	91.9	138.6	172.9	212.1	251.3	259.2	263.8	264.3
	4' 2' 0' 2' 4'									

Note: If using No. 11 honeycomb baffle multiply footcandle values by .80

Distance from lamp	Spot	Adjust-e-Lume™ Setting								
		1	2	3	4	5	6	7	8	9
20'		1.9	2.4	3.7	4.8	6.0	6.8	7.1	7.1	7.1
16'		2.9	3.7	5.9	7.4	9.4	10.6	11.0	11.1	11.2
12'		5.2	6.6	10.4	13.2	16.7	18.9	19.6	19.8	19.8
8'		11.8	14.9	23.4	29.7	37.6	42.5	44.1	44.6	44.6
4'		47.0	59.6	93.6	118.9	150.3	170.1	176.3	178.3	178.6
	8' 6' 4' 2' 0' 2' 4' 6' 8'									

Note: If using No. 11 honeycomb baffle multiply footcandle values by .80

Distance from lamp	Medium Flood	Adjust-e-Lume™ Setting								
		1	2	3	4	5	6	7	8	9
20'		1.1	1.4	2.2	2.8	3.3	3.8	4.0	4.1	4.1
16'		1.7	2.1	3.4	4.3	5.1	5.9	6.3	6.4	6.4
12'		3.0	3.8	6.1	7.7	9.1	10.5	11.2	11.3	11.4
8'		6.7	8.5	13.8	17.3	20.5	23.7	25.2	25.4	25.6
4'		26.9	34.2	55.0	69.3	81.9	94.7	100.6	101.6	102.4
	10' 8' 6' 4' 2' 0' 2' 4' 6' 8' 10'									

Note: If using No. 11 honeycomb baffle multiply footcandle values by .80

Distance from lamp	Wide Flood	Adjust-e-Lume™ Setting								
		1	2	3	4	5	6	7	8	9
20'		0.5	0.6	1.0	1.2	1.4	1.7	1.8	1.8	1.8
16'		0.8	1.0	1.5	1.8	2.2	2.7	2.8	2.8	2.9
12'		1.3	1.8	2.7	3.3	3.9	4.7	4.9	5.0	5.1
8'		3.0	4.0	6.0	7.3	8.8	10.7	11.1	11.3	11.4
4'		12.0	15.9	23.9	29.3	35.1	42.6	44.4	45.1	45.7
	14' 12' 10' 8' 6' 4' 2' 0' 2' 4' 6' 8' 10' 12' 14'									

Note: If using No. 11 honeycomb baffle multiply footcandle values by .80

Square Adjustable Well Star™ - Spot

lighting facts^{CM}

A Program of the U.S. DOE

Light Output (Lumens) 253
Watts 8.2
Lumens per Watt (Efficacy) 30

Color Accuracy 83
 Color Rendering Index (CRI)



All results are according to IESNA LM-79-2008: Approved Method for the Electrical and Photometric Testing of Solid-State Lighting. The U.S. Department of Energy (DOE) verifies product test data and results.

Visit www.lightingfacts.com for the Label Reference Guide.

Registration Number: GCXV-16JXBF
 Model Number: SW-LED-e22-SP-12
 Type: Other

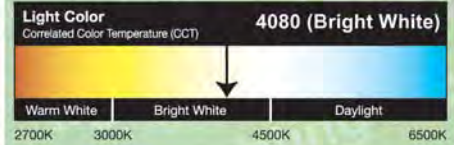
Square Adjustable Well Star™ - Spot

lighting facts^{CM}

A Program of the U.S. DOE

Light Output (Lumens) 354
Watts 8.1
Lumens per Watt (Efficacy) 43

Color Accuracy 68
 Color Rendering Index (CRI)



All results are according to IESNA LM-79-2008: Approved Method for the Electrical and Photometric Testing of Solid-State Lighting. The U.S. Department of Energy (DOE) verifies product test data and results.

Visit www.lightingfacts.com for the Label Reference Guide.

Registration Number: GCXV-GL2CQS
 Model Number: SW-LED-e23-SP-12
 Type: Other

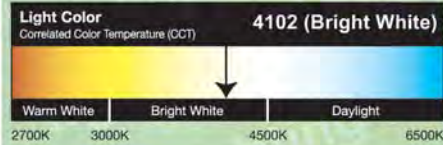
Square Adjustable Well Star™ - Narrow Spot

lighting facts^{CM}

A Program of the U.S. DOE

Light Output (Lumens) 365
Watts 8.2
Lumens per Watt (Efficacy) 44

Color Accuracy 68
 Color Rendering Index (CRI)



All results are according to IESNA LM-79-2008: Approved Method for the Electrical and Photometric Testing of Solid-State Lighting. The U.S. Department of Energy (DOE) verifies product test data and results.

Visit www.lightingfacts.com for the Label Reference Guide.

Registration Number: GCXV-KE2J2H
 Model Number: SW-LED-e23-NSP-12
 Type: Other


Square Adjustable Well Star™ - Med. Flood - Rectilinear

lighting facts^{CM}

A Program of the U.S. DOE

Light Output (Lumens) 299
Watts 8.5
Lumens per Watt (Efficacy) 35

Color Accuracy 66
 Color Rendering Index (CRI)



All results are according to IESNA LM-79-2008: Approved Method for the Electrical and Photometric Testing of Solid-State Lighting. The U.S. Department of Energy (DOE) verifies product test data and results.

Visit www.lightingfacts.com for the Label Reference Guide.

Registration Number: GCXV-DB84XK
 Model Number: SW-LED-e23-MFL-13
 Type: Other

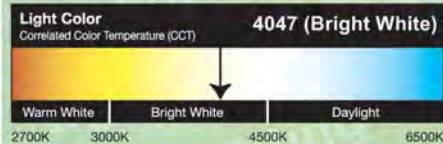
Square Adjustable Well Star™ - Med. Flood

lighting facts^{CM}

A Program of the U.S. DOE

Light Output (Lumens) 346
Watts 8.2
Lumens per Watt (Efficacy) 42

Color Accuracy 68
 Color Rendering Index (CRI)



All results are according to IESNA LM-79-2008: Approved Method for the Electrical and Photometric Testing of Solid-State Lighting. The U.S. Department of Energy (DOE) verifies product test data and results.

Visit www.lightingfacts.com for the Label Reference Guide.

Registration Number: GCXV-4CT6CB
 Model Number: SW-LED-e23-MFL-12
 Type: Other

Square Adjustable Well Star™ - W. Flood

lighting facts^{CM}

A Program of the U.S. DOE

Light Output (Lumens) 345
Watts 8.3
Lumens per Watt (Efficacy) 41

Color Accuracy 67
 Color Rendering Index (CRI)



All results are according to IESNA LM-79-2008: Approved Method for the Electrical and Photometric Testing of Solid-State Lighting. The U.S. Department of Energy (DOE) verifies product test data and results.

Visit www.lightingfacts.com for the Label Reference Guide.

Registration Number: GCXV-YN85QA
 Model Number: SW-LED-e23-WFL-12
 Type: Other