

ArtiStar™

ES16 Metal Halide
Remote Ballast

FLOODLIGHT

PROJECT:	
TYPE:	
CATALOG NUMBER:	
LAMP(S):	
NOTES:	

CATALOG NUMBER LOGIC

Example **B** - **AR** - **ES35** - **RM** - **310** - **MIT** - **9** - **11** - **C** - **3** - **WM** - **PM2RM**

Material
Blank - Aluminum
B - Brass

Series
AR - ArtiStar™

Source
ES35 - ES-16 Metal Halide (35W)

Housing
RM - Requires Remote Ballast

Lamp
0 - By Others
310 - (35W) 25° Flood
311 - (35W) 12° Spot
312 - (35W) 40° Flood

Finish

Aluminum & Brass Finish			Brass Finish		Premium Finish		
Powder Coat Color	Satin	Wrinkle	Machined	MAC	ABP	CMG	RMG
Bronze	BZP	BZW	Polished	POL	AMG Aleutian Mountain Granite	CRI Cracked Ice	SDS Sonoran Desert Sandstone
Black	BLP	BLW	Mitique™	MIT	AQW Antique White	CRM Cream	SMG Sierra Mountain Granite
White (Gloss)	WHP	WHW			BCM Black Chrome	HUG Hunter Green	TXF Textured Forest
Aluminum	SAP	—			BGE Beige	MDS Mojave Desert Sandstone	WCP Weathered Copper
Verde	—	VER			BPP Brown Patina Powder	NBP Natural Brass Powder	WIR Weathered Iron
					CAP Clear Anodized Powder	OCP Old Copper	<i>Also available in RAL Finishes See submittal SUB-1439-00</i>

Lens
9 - Clear Lens (Standard) **10** - Spread Lens* **12** - Soft Focus Lens* **13** - Rectilinear Lens*

Shielding
11 - Honeycomb Baffle*
 *Select 1 Lens or shielding option.

Cap Style
A - 45° **B** - 90° **C** - Flush **D** - 45° without Weep Hole (for Interior Use Only) **E** - 90° without Weep Hole (for Interior Use Only) **F** - 90° Cutoff with Flush Lens

Base Height
3 - 3" with Anchor Base (Standard) **12** - 12" with Anchor Base **24** - 24" with Anchor Base
6 - 6" with Anchor Base **18** - 18" with Anchor Base

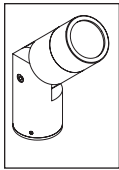
Option
PP - Power Pipe option with 18" Stake **WM** - Wall or ceiling Mount with 5" dia. canopy*
SF - Stability Flange (for use with Power Pipe™) * Base height limited to 6" max. with brass fixtures

Remote Ballast

RM-H35E-MT - 35 Watt Remote Wall Mount **CO2RM** - 35 Watt CO2 Metal Halide Ballast
DRM-H35E-MT - 35 Watt Dual Remote Wall Mount **PM3RM** - 35 Watt Universal Power Module
PM2RM - 35 Watt Universal Power Module **PM3DRM** - 35 Watt Universal Power Module
PM2DRM - 35 Watt Universal Power Module **HP2RM** - 35 Watt HP2 Metal Halide Ballast

LAMP DATA

BK No.	Lamp Watts	Description	Rated Life	Center Beam Candlepower	CRI	CCT(K)
310	35	CMH35MR16/830/FL	10,000	5,500	90	3000
311	35	CMH35MR16/830/SP	10,000	16,000	90	3000
312	35	CMH35MR16/830/FL	10,000	3,000	90	3000



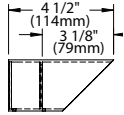
ArtiStar™

ES16 Metal Halide
Remote Ballast

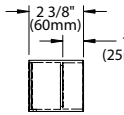
FLOODLIGHT

PROJECT:	
TYPE:	

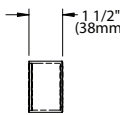
"A/D" CAP



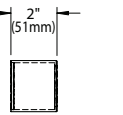
"B/E" CAP



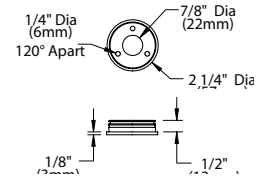
"C" CAP



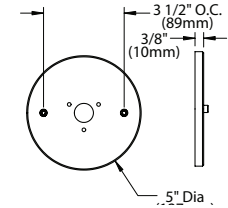
"F" CAP



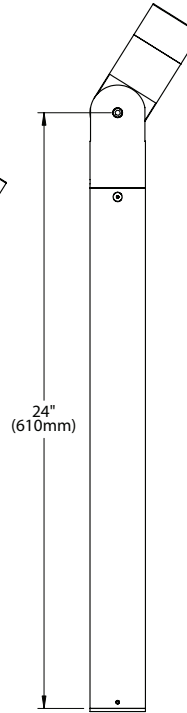
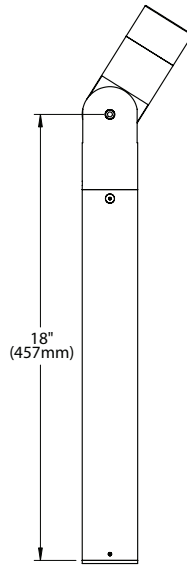
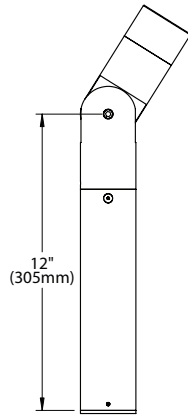
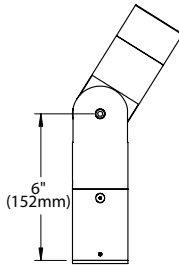
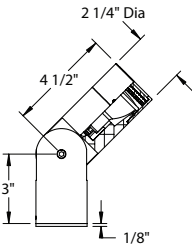
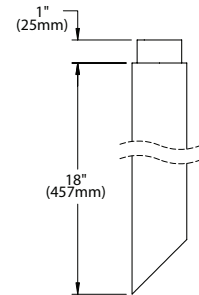
STANDARD BASE



WALL MOUNT CANOPY



POWER PIPE



ANCHOR BASE STANDARD MOUNT

All dimensions indicated on this submittal are nominal. Contact Technical Sales if you require more stringent specifications.

SPECIFICATIONS

GreenSource Initiative™

Metal and packaging components are made from recycled materials. Manufactured using renewable solar energy, produced onsite. Returnable to manufacturer at end of life to ensure cradle-to-cradle handling. Packaging contains no chlorofluorocarbons (CFC's). Use of this product may qualify for GreenSource efficacy and recycling rebate(s). Consult www.bklighting.com/greensource for program requirements.

Materials

Furnished in Copper-Free Aluminum (Type 6061-T6), Brass (Type 360).

Body

Fully machined from solid billet. Unibody design provides enclosed, water-proof wireway and integral heat sink for maximum component life. Integral knuckle for maximum mechanical strength. High temperature, silicone 'O' Ring provides water-tight seal.

Knuckle

'Aim and Lock' knuckle is comprised of two components. The first is integral to the body and features an interior, machined taper. The second is machined from solid billet and features a second, reverse angle taper. The resultant mechanical taper-lock allows a full 180° vertical adjustment without the use of serrated teeth, which inherently limit aiming. High temperature, silicone 'O' Ring provides water-tight seal and compressive resistance to maintain fixture position. Design withstands 73 lb. static load prior to movement to ensure decades of optical alignment. Biaxial source control with 360° horizontal rotation in addition to vertical adjustment.

Cap

Fully machined. Accommodates [1] lens or louvre media. Choose from 45° cutoff ('A' or 'D'), 1" deep bezel with 90° cutoff ('B' or 'E'), flush lens ('C'), or 90° cutoff with flush lens ('F') cap styles. 'A' and 'B' caps include weep-hole for water and debris drainage. 'D' and 'E' caps exclude weep-hole and are for interior use only.

Installation

Machined anchor base with 7/8" dia. slip conduit hole and [3] 3/16" dia. anchor bolt holes (hardware by others). Available in standard increments to facilitate fixture elevation above grade. Optional 18" Power Pipe™ for direct burial into soil or concrete. Power Pipe™ additionally features optional 6" diameter, molded stability flange, which simplifies installation and projects into substrate to reinforce housing stability. Optional 5" dia. machined canopy permits mounting to junction box (gasket by others). 6" maximum base height for canopy-mounted brass fixture.

Lens

Shock resistant, tempered, glass lens is factory adhered to fixture cap and provides hermetically sealed optical compartment.

Source

For use with 35 watt maximum, GX10 base, ES16 metal halide lamps.

Ballast

For use with remote, electronic metal halide ballast.

Wiring

Teflon™ coated wire, 18AWG, 600V, 250° C rated and certified to UL 1659 standard.

Hardware

Tamper-resistant, stainless steel hardware. Knuckle vertical aiming screw is additionally black oxide treated for additional corrosion resistance.

Finish

StarGuard® (Pat. Pend.), a RoHs compliant, 15 stage chromate-free process cleans and conversion coats aluminum components prior to application of Class 'A' TGIC polyester powder coating. Brass components are available in powder coat or handcrafted metal finish.

Warranty

5 year limited warranty.

Listings

ETL Listed to ANSI/UL Standard 1598. Certified to CAN/CSA Standard C22.2 No. 250. RoHs compliant. Suitable for indoor or outdoor use. Suitable for use in wet locations. Suitable for installation within 4' of the ground. IP 66 rated. Made in USA.



*Teflon is a registered trademark of DuPont Corporation

B-K LIGHTING	40429 Brickyard Drive • Madera, CA 93636 • USA 559.438.5800 • FAX 559.438.5900 www.bklighting.com • info@bklighting.com	SUBMITTAL DATE	DRAWING NUMBER
		12-6-11	SUB-1320-00