

ArtiStar™

BKSSL
SOLID STATE LIGHTING

Integral Transformer



INTEGRAL ARTISTAR™

PROJECT:	
TYPE:	
CATALOG NUMBER:	
SOURCE:	
NOTES:	

CATALOG NUMBER LOGIC

Example **B** - **AR** - **LED** - **TR** - **e22** - **NSP** - **A9** - **MIT** - **12** - **11** - **A** - **12** - **120** - **PP**

Material: **B** - Brass, **S** - Stainless Steel
 Series: **AR** - ArtiStar™
 Source: **LED** - 'e' Technology with Integral Driver
 Housing: **TR** - Integral Transformer
 LED Type: **e22** - 8WLED/3K, **e23** - 8WLED/4K, **e24** - 8WLED/Red, **e25** - 8WLED/Green, **e26** - 8WLED/Blue, **e27** - 8WLED/Amber
 Optics*: **NSP** - Narrow Spot (Red Indicator), **SP** - Spot (Green Indicator), **MFL** - Medium Flood (Yellow Indicator), **WFL** - Wide Flood (Blue Indicator)
 Adjust-e-Lume™ Output Intensity** (Choose factory setting): **A9** (Standard), **A8, A7, A6, A5, A4, A3, A2, A1**
 **Please see Adjust-e-Lume™ photometry to determine desired intensity.
 Finish: **Aluminum Finish**, **Brass Finish**, **Premium Finish**

Aluminum Finish			Brass Finish		Premium Finish		
Powder Coat Color	Satin	Wrinkle	Machined	MAC	ABP	CMG	RMG
Bronze	BZP	BZW	Polished	POL	ABP Antique Brass Powder	CMG Cascade Mountain Granite	RMG Rocky Mountain Granite
Black	BLP	BLW	Mitique™	MIT	AMG Aleutian Mountain Granite	CRI Cracked Ice	SDS Sonoran Desert Sandstone
White (Gloss)	WHP	WHW	Stainless Finish		AQW Antique White	CRM Cream	SMG Sierra Mountain Granite
Aluminum	SAP	—	Machined	MAC	BCM Black Chrome	HUG Hunter Green	TXF Textured Forest
Verde	—	VER	Polished	POL	BGE Beige	MDS Mojave Desert Sandstone	WCP Weathered Copper
			Brushed	BRU <small>Interior use only.</small>	BPP Brown Patina Powder	NBP Natural Brass Powder	WIR Weathered Iron
					CAP Clear Anodized Powder	OCP Old Copper	<small>Also available in RAL Finishes See submittal SUB-1439-00</small>

Lens Type: **12** - Soft Focus Lens, **13** - Rectilinear Lens
 Shielding: **11** - Honeycomb Baffle
 Cap Style: **A** - 45°, **B** - 90°, **C** - Flush, **D** - 45° less Weep Hole (Interior Use Only), **E** - 90° less Weep Hole (Interior Use Only)
 Base Height: **6** - 6" with Anchor Base, **12** - 12" with Anchor Base, **18** - 18" with Anchor Base, **24** - 24" with Anchor Base
 Voltage: **120** - 120 VAC Input, **277** - 277 VAC Input
 Option: **PP** - Power Pipe™ option with 18" Stake, **SF** - Stability Flange (for use with Power Pipe™), **WM** - Wall or ceiling Mount with 5" dia. canopy**
 ** Base height limited to 6" max. with brass and stainless steel fixtures

LM79 DATA

BK No.	CCT (Typ.)	Input Watts (Typ.)	CRI (Typ.)
e36	2700K	8.4	90
e22	3100K	8.4	90
e23	4100K	8.4	75
e24	Red (627nm)	7.9	~
e25	Green (530nm)	8.4	~
e26	Blue (470nm)	8.4	~
e27	Amber (590nm)	7.9	~

L70 DATA

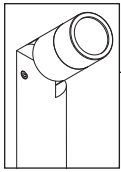
Minimum Rated Life (hrs.) 70% of initial lumens (L70)
50,000
50,000
50,000
50,000
50,000
50,000
50,000

*OPTICAL DATA

Beam Type	Angle	Visual Indicator
Narrow Spot	14°	Red Dot
Spot	18°	Green Dot
Medium Flood	25°	Yellow Dot
Wide Flood	36°	Blue Dot

B-K LIGHTING	40429 Brickyard Drive • Madera, CA 93636 • USA 559.438.5800 • FAX 559.438.5900 www.bklighting.com • info@bklighting.com	SUBMITTAL DATE	DRAWING NUMBER
		5-8-12	SUB001108

THIS DOCUMENT CONTAINS PROPRIETARY INFORMATION OF B-K LIGHTING, INC. AND ITS RECEIPT OR POSSESSION DOES NOT CONVEY ANY RIGHTS TO REPRODUCE, DISCLOSE ITS CONTENTS, OR TO MANUFACTURE, USE OR SELL ANYTHING IT MAY DESCRIBE. REPRODUCTION, DISCLOSURE OR USE WITHOUT SPECIFIC WRITTEN AUTHORIZATION OF B-K LIGHTING, INC. IS STRICTLY FORBIDDEN.



ArtiStar™

BKSSL
SOLID STATE LIGHTING

Integral Transformer

the power of



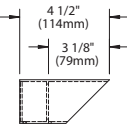
INTEGRAL ARTISTAR™

PROJECT:

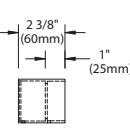
TYPE:

ANCHOR BASE STANDARD MOUNT

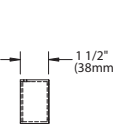
"A/D" CAP



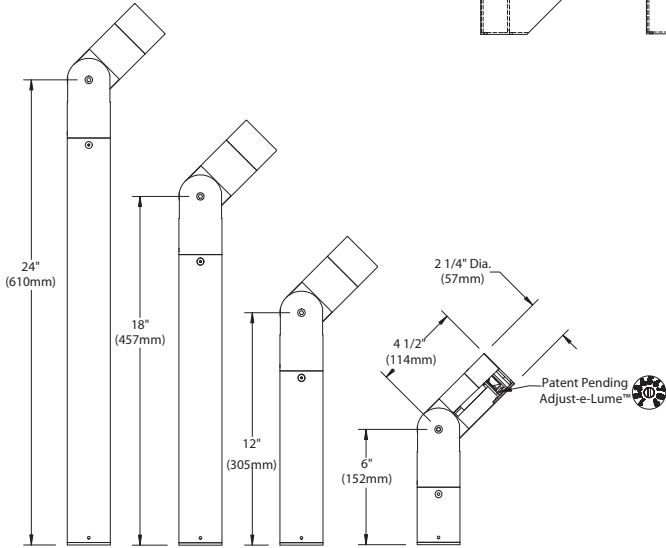
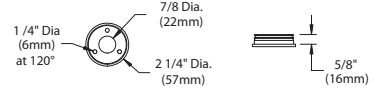
"B/E" CAP



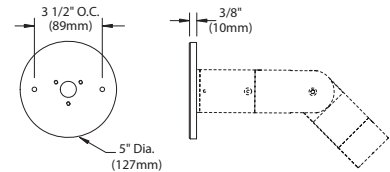
"C" CAP



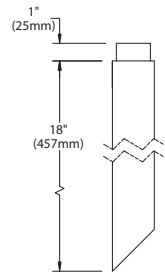
STANDARD BASE



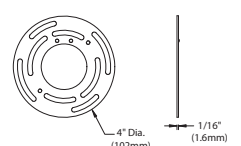
WALL MOUNT CANOPY



POWER PIPE



UNIVERSAL RING



All dimensions indicated on this submittal are nominal. Contact Technical Sales if you require more stringent specifications.

SPECIFICATIONS

GreenSource Initiative™

Metal and packaging components are made from recycled materials. Manufactured using renewable solar energy, produced onsite. Returnable to manufacturer at end of life to ensure cradle-to-cradle handling. Packaging contains no chlorofluorocarbons (CFC's). Use of this product may qualify for GreenSource efficacy and recycling rebate(s). Consult www.bklighting.com/greensource for program requirements.

Materials

Furnished in Copper-Free Aluminum (Type 6061-T6), Brass (Type 360) or Stainless Steel (Type 304).

Body

Fully machined from solid billet. Unibody design provides enclosed, water-proof wireway and integral heat sink for maximum component life. Integral knuckle for maximum mechanical strength. High temperature, silicone 'O' Ring provides water-tight seal.

Knuckle

'Aim and Lock' knuckle is comprised of two components. The first is integral to the body and features an interior, machined taper. The second is machined from solid billet and features a second, reverse angle taper. The resultant mechanical taper-lock allows a full 180° vertical adjustment without the use of serrated teeth, which inherently limit aiming. High temperature, silicone 'O' Ring provides water-tight seal and compressive resistance to maintain fixture position. Design withstands 73 lb. static load prior to movement to ensure decades of optical alignment. Biaxial source control with 360° horizontal rotation in addition to vertical adjustment.

Cap

Fully machined. Accommodates [1] lens or louver media. Choose from 45° cutoff ('A' or 'D'), 1" deep bezel with 90° cutoff ('B' or 'E'), or flush lens ('C') cap styles. 'A' and 'B' caps include weep-hole for water and debris drainage. 'D' and 'E' caps exclude weep-hole and are for interior use only.

Lens

Shock resistant, tempered, glass lens is factory adhered to fixture cap and provides hermetically sealed optical compartment. Specify soft focus (#12) or rectilinear (#13) lens.

BKSSL™

Integrated solid state system with 'e' technology is scalable for field upgrade. Modular design with electrical quick disconnects permit field maintenance. High power, forward throw source complies with ANSI C78.377 binning requirements. Exceeds ENERGY STAR® lumen maintenance requirements. LM-80 certified components.

Integral non-dimming driver. Minimum 50,000 hour rated life at 70% of initial lumens (L70). BKSSL technology provides long life, significant energy reduction and exceptional thermal management.

Optics

Interchangeable OPTIKIT™ modules permit field changes to optical distribution. Color-coded for easy reference: Narrow Spot (NSP) = Red. Spot (SP) = Green. Medium Flood (MFL) = Yellow. Wide Flood = Blue.

Adjust-e-Lume™ (Pat. Pending)

Integral electronics allows dynamic lumen response at the individual fixture. Indexed (100% to 25% nom.) lumen output. Maintains output at desired level or may be changed as conditions require. Specify factory preset output intensity.

Installation

Available for installation in three distinct mounting conditions:

Anchor Base (Standard)

Machined anchor base with 7/8" dia. slip conduit hole and [3] 3/16" dia. anchor bolt holes (hardware by others).

Power Pipe™ (Optional)

Provides a clean transition from wiring system to fixture. Schedule 80, 18" PVC housing for direct burial into soil or concrete. Machined 2-1/4" dia. cap for fixture mounting. Stainless steel hardware. Optional 6" diameter, molded stability flange, which simplifies installation and projects into substrate to reinforce housing stability.

Wall Mount Canopy (Optional)

Optional 5" dia. machined canopy permits mounting to junction box (gasket by others). 6" maximum base height for canopy-mounted brass or stainless steel fixture.

Transformer

Integral, low voltage, magnetic transformer. 120, or 277VAC primary voltage, 50/60Hz. 12VAC secondary voltage.

Hardware

Tamper-resistant, stainless steel hardware. Knuckle vertical aiming screw is additionally black oxide treated for additional corrosion resistance.

Finish

StarGuard® (Pat. Pend.), a RoHs compliant, 15 stage chromate-free process cleans and conversion coats aluminum components prior to application of Class 'A' TGIC polyester powder coating. Brass components are available in powder coat or handcrafted metal finish. Stainless steel components are available in handcrafted metal finish. (Brushed finish for interior use only).

Warranty

5 year limited warranty.

Certification and Listing

ITL tested to IESNA LM-79. Lighting Facts Registration per USDOE (www.lightingfacts.com). ETL Listed to ANSI/UL Standard 1598 and UL Standard 8750. Certified to CAN/CSA Standard C22.2 No. 250. RoHs compliant. Suitable for indoor or outdoor use. Suitable for use in wet locations. Suitable for installation within 4' of the ground. IP66 Rated. Made in USA.



*Lighting Facts is a registered trademark of LuPont Corporation.
*Energy Star is a registered trademark of the United States Environmental Protection Agency.

B-K LIGHTING

40429 Brickyard Drive • Madera, CA 93636 • USA
559.438.5800 • FAX 559.438.5900
www.bklighting.com • info@bklighting.com



SUBMITTAL DATE

5-8-12

DRAWING NUMBER

SUB001108

Select OptiKit™ for desired distribution

- RED**  **Narrow Spot (NSP)**
- GREEN**  **Spot (SP)**
- YELLOW**  **Medium Flood (MFL)**
- BLUE**  **Wide Flood (WFL)**

Set adjust-e-lume™ Dial to desired output



Adjust-e-Lume™ Setting

Distance from lamp	Narrow Spot	1	2	3	4	5	6	7	8	9
20'		2.4	3.1	5.0	6.3	7.6	8.9	9.2	9.3	9.3
16'		3.8	4.9	7.9	9.9	11.9	13.9	14.3	14.6	14.6
12'		6.7	8.6	14.0	17.6	21.2	24.7	25.5	25.9	25.9
8'		15.1	19.4	31.4	39.7	47.6	55.5	57.3	58.3	58.3
4'		60.4	77.7	125.8	158.6	190.4	222.1	229.2	233.0	233.2
	4' 2' 0' 2' 4'									

Note: If using No. 11 honeycomb baffle multiply footcandle values by .80

Adjust-e-Lume™ Setting

Distance from lamp	Spot	1	2	3	4	5	6	7	8	9
20'		1.6	2.1	3.3	4.3	5.3	5.9	6.1	6.3	6.3
16'		2.6	3.3	5.2	6.7	8.2	9.3	9.6	9.8	9.9
12'		4.5	5.8	9.3	12.0	14.7	16.5	17.0	17.5	17.5
8'		10.2	13.0	20.9	26.9	33.0	37.0	38.3	39.4	39.4
4'		40.9	52.1	83.4	107.8	131.9	148.1	153.1	157.5	157.8
	8' 6' 4' 2' 0' 2' 4' 6' 8'									

Note: If using No. 11 honeycomb baffle multiply footcandle values by .80

Adjust-e-Lume™ Setting

Distance from lamp	Medium Flood	1	2	3	4	5	6	7	8	9
20'		0.9	1.3	2.0	2.5	3.1	3.4	3.6	3.6	3.6
16'		1.5	2.0	3.1	3.9	4.8	5.4	5.6	5.6	5.7
12'		2.6	3.6	5.5	6.9	8.6	9.5	9.9	9.9	10.1
8'		5.9	8.0	12.3	15.5	19.3	21.5	22.2	22.4	22.6
4'		23.6	32.1	49.3	62.2	77.1	85.8	88.9	89.5	90.5
	10' 8' 6' 4' 2' 0' 2' 4' 6' 8' 10'									


Note: If using No. 11 honeycomb baffle multiply footcandle values by .80

Adjust-e-Lume™ Setting

Distance from lamp	Wide Flood	1	2	3	4	5	6	7	8	9
20'		0.4	0.6	0.9	1.1	1.4	1.6	1.6	1.7	1.7
16'		0.7	0.9	1.4	1.8	2.1	2.5	2.6	2.6	2.6
12'		1.2	1.6	2.5	3.2	3.8	4.4	4.6	4.7	4.7
8'		2.7	3.7	5.6	7.2	8.6	10.0	10.3	10.5	10.6
4'		10.9	14.8	22.3	28.6	34.3	39.9	41.1	42.2	42.3
	14' 12' 10' 8' 6' 4' 2' 0' 2' 4' 6' 8' 10' 12' 14'									

Note: If using No. 11 honeycomb baffle multiply footcandle values by .80

Select OptiKit™ for desired distribution

- RED**  **Narrow Spot (NSP)**
- GREEN**  **Spot (SP)**
- YELLOW**  **Medium Flood (MFL)**
- BLUE**  **Wide Flood (WFL)**

Set adjust-e-lume™ Dial to desired output



Adjust-e-Lume™ Setting

Distance from lamp	Narrow Spot	1	2	3	4	5	6	7	8	9
20'		2.4	2.9	4.9	6.1	7.3	8.8	9.1	9.3	9.3
16'		3.8	4.6	7.6	9.6	11.4	13.8	14.3	14.5	14.6
12'		6.7	8.2	13.5	17.0	20.3	24.5	25.4	25.7	25.9
8'		15.1	18.4	30.3	38.2	45.8	55.2	57.0	57.9	58.2
4'		60.3	73.6	121.3	152.8	183.1	220.9	228.2	231.6	232.8
	4' 2' 0' 2' 4'									

Note: If using No. 11 honeycomb baffle multiply footcandle values by .80

Adjust-e-Lume™ Setting

Distance from lamp	Spot	1	2	3	4	5	6	7	8	9
20'		1.6	2.1	3.1	4.1	4.9	6.0	6.1	6.2	6.3
16'		2.5	3.3	4.9	6.4	7.6	9.3	9.6	9.8	9.9
12'		4.5	5.9	8.7	11.4	13.5	16.6	17.0	17.3	17.5
8'		10.2	13.2	19.5	25.6	30.5	37.3	38.3	39.0	39.4
4'		40.6	52.7	78.1	102.3	121.9	149.1	153.1	156.0	157.8
	8' 6' 4' 2' 0' 2' 4' 6' 8'									

Note: If using No. 11 honeycomb baffle multiply footcandle values by .80

Adjust-e-Lume™ Setting

Distance from lamp	Medium Flood	1	2	3	4	5	6	7	8	9
20'		1.0	1.2	1.9	2.4	2.9	3.4	3.5	3.6	3.7
16'		1.5	1.8	2.9	3.8	4.6	5.3	5.4	5.7	5.8
12'		2.6	3.3	5.2	6.7	8.1	9.5	9.6	10.1	10.2
8'		6.0	7.4	11.8	15.0	18.3	21.3	21.6	22.8	23.0
4'		23.8	29.5	47.0	60.2	73.3	85.1	86.4	91.2	92.2
	10' 8' 6' 4' 2' 0' 2' 4' 6' 8' 10'									





Note: If using No. 11 honeycomb baffle multiply footcandle values by .80

Adjust-e-Lume™ Setting

Distance from lamp	Wide Flood	1	2	3	4	5	6	7	8	9
20'		0.4	0.5	0.9	1.1	1.3	1.6	1.7	1.7	1.7
16'		0.7	0.8	1.4	1.7	2.0	2.4	2.6	2.7	2.7
12'		1.2	1.5	2.5	3.0	3.5	4.3	4.7	4.7	4.7
8'		2.8	3.4	5.5	6.7	7.9	9.8	10.5	10.7	10.7
4'		11.1	13.4	22.2	26.8	31.7	39.0	41.9	42.6	42.7
	14' 12' 10' 8' 6' 4' 2' 0' 2' 4' 6' 8' 10' 12' 14'									






Note: If using No. 11 honeycomb baffle multiply footcandle values by .80

Select OptiKit™ for desired distribution






- RED**  **Narrow Spot (NSP)**
- GREEN**  **Spot (SP)**
- YELLOW**  **Medium Flood (MFL)**
- BLUE**  **Wide Flood (WFL)**

Set adjust-e-lume™ Dial to desired output

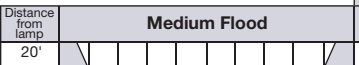






Distance from lamp	Narrow Spot	Adjust-e-Lume™ Setting								
		1	2	3	4	5	6	7	8	9
20'		2.7	3.7	5.5	6.9	8.5	10.1	10.4	10.6	10.6
16'		4.3	5.7	8.7	10.8	13.3	15.7	16.2	16.5	16.5
12'		7.6	10.2	15.4	19.2	23.6	27.9	28.8	29.3	29.4
8'		17.1	23.0	34.7	43.2	53.0	62.8	64.8	66.0	66.1
4'		68.6	91.9	138.6	172.9	212.1	251.3	259.2	263.8	264.3
	4' 2' 0' 2' 4'									






Note: If using No. 11 honeycomb baffle multiply footcandle values by .80

Distance from lamp	Spot	Adjust-e-Lume™ Setting								
		1	2	3	4	5	6	7	8	9
20'		1.9	2.4	3.7	4.8	6.0	6.8	7.1	7.1	7.1
16'		2.9	3.7	5.9	7.4	9.4	10.6	11.0	11.1	11.2
12'		5.2	6.6	10.4	13.2	16.7	18.9	19.6	19.8	19.8
8'		11.8	14.9	23.4	29.7	37.6	42.5	44.1	44.6	44.6
4'		47.0	59.6	93.6	118.9	150.3	170.1	176.3	178.3	178.6
	8' 6' 4' 2' 0' 2' 4' 6' 8'									

Note: If using No. 11 honeycomb baffle multiply footcandle values by .80

Distance from lamp	Medium Flood	Adjust-e-Lume™ Setting								
		1	2	3	4	5	6	7	8	9
20'		1.1	1.4	2.2	2.8	3.3	3.8	4.0	4.1	4.1
16'		1.7	2.1	3.4	4.3	5.1	5.9	6.3	6.4	6.4
12'		3.0	3.8	6.1	7.7	9.1	10.5	11.2	11.3	11.4
8'		6.7	8.5	13.8	17.3	20.5	23.7	25.2	25.4	25.6
4'		26.9	34.2	55.0	69.3	81.9	94.7	100.6	101.6	102.4
	10' 8' 6' 4' 2' 0' 2' 4' 6' 8' 10'									

Note: If using No. 11 honeycomb baffle multiply footcandle values by .80

Distance from lamp	Wide Flood	Adjust-e-Lume™ Setting								
		1	2	3	4	5	6	7	8	9
20'		0.5	0.6	1.0	1.2	1.4	1.7	1.8	1.8	1.8
16'		0.8	1.0	1.5	1.8	2.2	2.7	2.8	2.8	2.9
12'		1.3	1.8	2.7	3.3	3.9	4.7	4.9	5.0	5.1
8'		3.0	4.0	6.0	7.3	8.8	10.7	11.1	11.3	11.4
4'		12.0	15.9	23.9	29.3	35.1	42.6	44.4	45.1	45.7
	14' 12' 10' 8' 6' 4' 2' 0' 2' 4' 6' 8' 10' 12' 14'									

Note: If using No. 11 honeycomb baffle multiply footcandle values by .80

Anti-Star™ - Narrow Spot

lighting facts

A Program of the U.S. DOE

Light Output (Lumens)	365
Watts	8.2
Lumens per Watt (Efficacy)	44

Color Accuracy Color Rendering Index (CRI)	68
--	-----------

Light Color
Correlated Color Temperature (CCT)

2700K Warm White | 3000K Bright White | 4500K Daylight | 6500K

4102 (Bright White)

All results are according to IESNA LM-79-2008; Approved Method for the Electrical and Photometric Testing of Solid-State Lighting. The U.S. Department of Energy (DOE) verifies product test data and results.

Visit www.lightingfacts.com for the **Label Reference Guide**.

Registration Number: GCXV-T75JNT
Model Number: AR-LED-TR-e23-NSP-12-C
Type: Other

Anti-Star™ - W. Flood

lighting facts

A Program of the U.S. DOE

Light Output (Lumens)	345
Watts	8.3
Lumens per Watt (Efficacy)	41

Color Accuracy Color Rendering Index (CRI)	67
--	-----------

Light Color
Correlated Color Temperature (CCT)

2700K Warm White | 3000K Bright White | 4500K Daylight | 6500K

3981 (Bright White)

All results are according to IESNA LM-79-2008; Approved Method for the Electrical and Photometric Testing of Solid-State Lighting. The U.S. Department of Energy (DOE) verifies product test data and results.

Visit www.lightingfacts.com for the **Label Reference Guide**.

Registration Number: GCXV-S3LEVG
Model Number: AR-LED-TR-e23-WFL-12-C
Type: Other

Anti-Star™ - Spot

lighting facts

A Program of the U.S. DOE

Light Output (Lumens)	354
Watts	8.1
Lumens per Watt (Efficacy)	43

Color Accuracy Color Rendering Index (CRI)	68
--	-----------

Light Color
Correlated Color Temperature (CCT)

2700K Warm White | 3000K Bright White | 4500K Daylight | 6500K

4080 (Bright White)

All results are according to IESNA LM-79-2008; Approved Method for the Electrical and Photometric Testing of Solid-State Lighting. The U.S. Department of Energy (DOE) verifies product test data and results.

Visit www.lightingfacts.com for the **Label Reference Guide**.

Registration Number: GCXV-VZ7GZC
Model Number: AR-LED-TR-e23-SP-12-C
Type: Other

Anti-Star™ - M. Flood

lighting facts

A Program of the U.S. DOE

Light Output (Lumens)	346
Watts	8.2
Lumens per Watt (Efficacy)	42

Color Accuracy Color Rendering Index (CRI)	68
--	-----------

Light Color
Correlated Color Temperature (CCT)

2700K Warm White | 3000K Bright White | 4500K Daylight | 6500K

4047 (Bright White)

All results are according to IESNA LM-79-2008; Approved Method for the Electrical and Photometric Testing of Solid-State Lighting. The U.S. Department of Energy (DOE) verifies product test data and results.

Visit www.lightingfacts.com for the **Label Reference Guide**.

Registration Number: GCXV-EJKWJG
Model Number: AR-LED-TR-e23-MFL-12-C
Type: Other

Anti-Star™ - Spot

lighting facts

A Program of the U.S. DOE

Light Output (Lumens)	253
Watts	8.2
Lumens per Watt (Efficacy)	30

Color Accuracy Color Rendering Index (CRI)	83
--	-----------

Light Color
Correlated Color Temperature (CCT)

2700K Warm White | 3000K Bright White | 4500K Daylight | 6500K

3182 (Bright White)

All results are according to IESNA LM-79-2008; Approved Method for the Electrical and Photometric Testing of Solid-State Lighting. The U.S. Department of Energy (DOE) verifies product test data and results.

Visit www.lightingfacts.com for the **Label Reference Guide**.

Registration Number: GCXV-KSZAHH
Model Number: AR-LED-TR-e23-SP-12-C
Type: Other

Anti-Star™ - M. Flood - Reclinable

lighting facts

A Program of the U.S. DOE

Light Output (Lumens)	299
Watts	8.5
Lumens per Watt (Efficacy)	35

Color Accuracy Color Rendering Index (CRI)	66
--	-----------

Light Color
Correlated Color Temperature (CCT)

2700K Warm White | 3000K Bright White | 4500K Daylight | 6500K

4022 (Bright White)

All results are according to IESNA LM-79-2008; Approved Method for the Electrical and Photometric Testing of Solid-State Lighting. The U.S. Department of Energy (DOE) verifies product test data and results.

Visit www.lightingfacts.com for the **Label Reference Guide**.

Registration Number: GCXV-LTQGS3
Model Number: AR-LED-TR-e23-MFL-13-C
Type: Other