

QUATRO

LED 44 series

wall mount

ZOOM
an Atlantic Lighting brand

GET A QUOTE >

Project:

Type:

Catalog number:

specifications | 120-277 Volt

- The Quatro has a heavy wall alloy 6063-T5 extruded aluminum housing. This fixture is offered in three nominal lumen levels, from 550 lumens/foot to 1650 lumens/foot. In 4-foot fixture lengths, the 1100 L/ft. is designed to replace a standard single T5H0. Contact factory for other lumen levels.
- Wall mount uses a 2 7/8" x 3 1/4" two piece mounting bracket. Designed to attach to a 3 1/2" junction box.

OSRAM PrevaLED - Linear LED Board

- CRI >80
- Even and diffuse light
- Color variation within 3-step MacAdam Ellipse

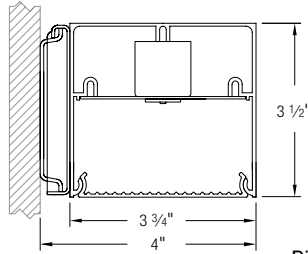
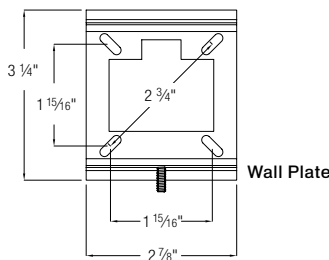


OSRAM Optotronic LED Driver

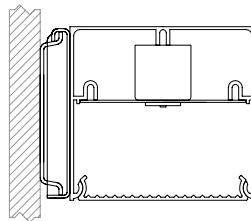
- 120V through 277V universal driver is standard. Contact factory for 347V.
- Dimmable, instant 100% light (1%-100%) via: 0-10V protocol. 5-year warranty.

Listed to UL 1598 and Canadian standards.
Suitable for damp locations.
Available photometrics at atlantic-lighting.com.

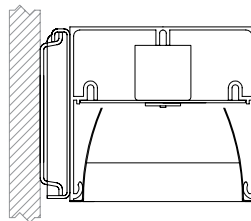
Specifications and dimensions
subject to change without notice.



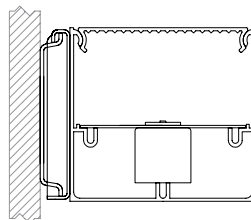
Direct Wall Mount
shown with snap-in-lens



Direct Wall Mount
shown with snap-in lens



Direct Wall Mount
shown with parabolic louver



Indirect Wall Mount
shown with snap-in lens



ordering data

MODEL **QWM-44**

QWM-44 4x4 Quatro wall mount

DIRECTION

D Direct
I Indirect (must choose "SNW" lens option)

SHIELDING

PB Parabolic louver (4 ft. only)
SNW Snap-in white lens

NOMINAL LUMENS/FT.

LED550 550 lumen/ft. 5W/ft.
LED1100 1100 lumen/ft. 9W/ft.
LED1650 1650 lumen/ft. 13W/ft.

Wattages based on a 4-foot fixture with a single driver.

COLOR TEMPERATURE

3K 3000K
35K 3500K
4K 4000K

LENGTH

2 2 ft.
3 3 ft.
4 4 ft.
6 6 ft.
8 8 ft.
X Replace X with run length.
(specify run length in feet)

MOUNTING

W Wall mount

W

FINISH

TW Textured white
TS Textured silver
TB Textured black
CC Custom color

DIMMING

0-10V DC standard, leave box blank
2WR 2-wire. TRIAC forward-phase or ELV reverse-phase (100%-5%) (TRIAC is 120V only)
DAL DALI (100%-1%)

OPTIONS

EM Emergency pack (Not available on 2' & 3' individual fixture lengths)
DMX DMX analog interface, remote (120V only)

**Listed lumens and wattages are component measurements.
See photometrics for fixture values.*

P/N Example: QWM-44-D-SNW-LED1650-3K-4-W-TW-EM

QWM-44-D-SNW-LED1650-3K-4-W-TW-EM

model	direction	lumens	temp	mounting	options
	shielding		length	finish	



ATLANTIC
LIGHTING

T: 508 678-5411 | F: 508 678-5408 www.atlantic-lighting.com

082118 ZL15-008