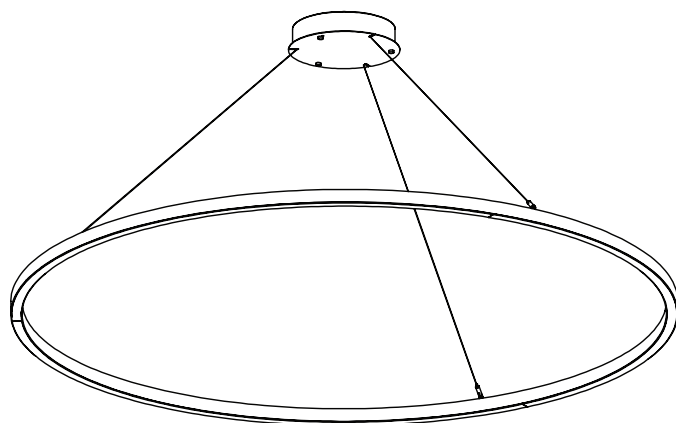


WARNING: Disconnect main power at the source prior to installation! *Only qualified electricians should install Alcon Lighting products.*



Direct Only wiring:

Red to 24VDC positive

Blue to 24VDC negative

Direct/Indirect wiring:

Red to 24VDC positive

Blue to 24VDC negative

Driver 1

Red/White to 24VDC positive

Blue/White to 24VDC negative

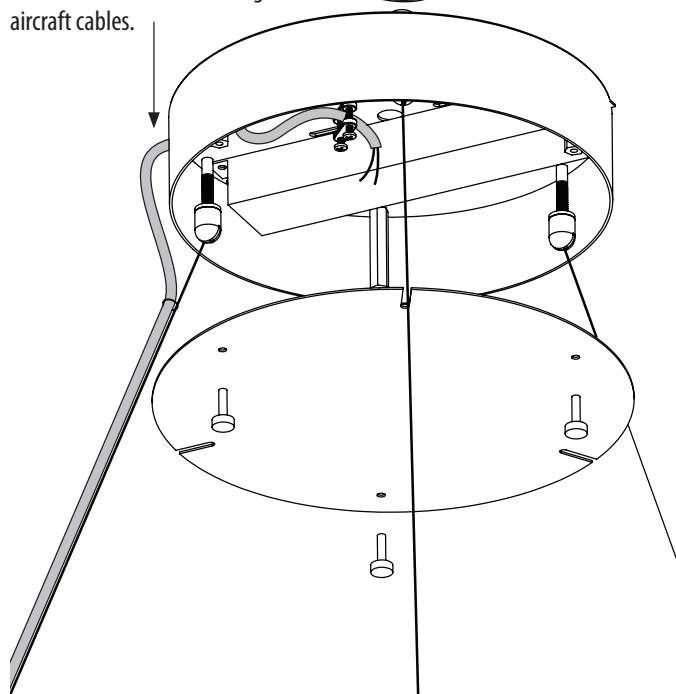
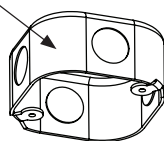
Driver 2

Dimming:

Purple and Gray wires from driver to 0-10V dimmer, cap if not used.

Mount canopy to octagonal box, J-box, or mud ring (by others).

Feed lamp cord through side of canopy. Use provided O-rings or cable ties to run cord alongside aircraft cables.



Polarity must be correct for LEDs to operate.

NOTE: Maximum canopy to fixture distance: 25 ft.

Insert cable ends into grippers. Depress gripper nozzle to release/adjust cable. After final adjustments, leave approximately 1 inch of cable out of exit hole.

