

Project Name: \_\_\_\_\_ Type: \_\_\_\_\_ Quantity: \_\_\_\_\_

### INTENDED USE

The 3CCT Brass Step Light brings both elegance and functionality to outdoor environments, creating inviting pathways, safer stairs, and beautifully illuminated decks and walls. Its sleek, surface-mounted design blends seamlessly with any architectural style, enhancing landscapes with subtle yet impactful lighting. Ideal for patios, walkways, and entryways, it transforms everyday spaces into warm, welcoming settings that enrich both residential and commercial projects with atmosphere, safety, and style.

### FEATURES

**Construction:** Heavy Duty Cast Brass  
**Dimensions:** 9"(L) x 0.80" (W) x 3.14" (H)  
**Mounting:** Surface Mount  
**Voltage:** 12V AC/DC  
**Wattage:** 1/2/3/4W Adjustable with a flat screwdriver  
**Lumens:** 180 lm, 360 lm  
**Finish:** Dark Brass, Natural Brass  
**Color Temperature:** 30/40/50K Adjustable with a flat screwdriver  
**Dimming Driver:** MLV  
**Warranty:** 5 years Carefree for parts & components (Labor not included)  
**Listings:** ETL Listed, suitable for wet locations, IP65 outdoor rated

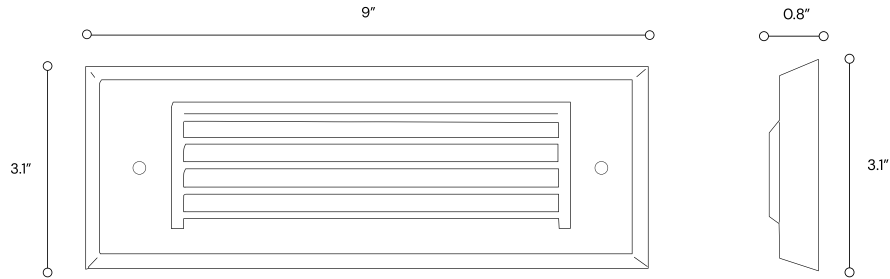


### ORDERING INFORMATION Example:


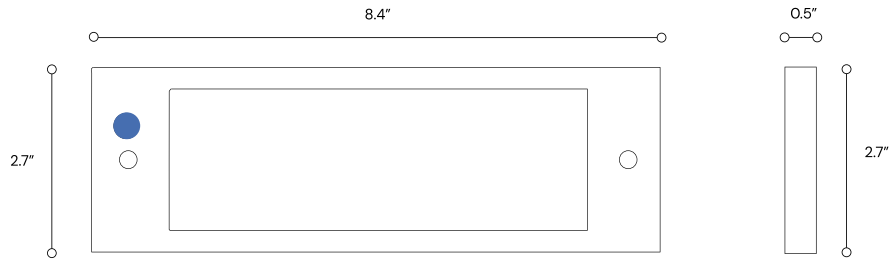
Model	Finish
9213	DB Dark Brass NB Natural Brass

## LINE DRAWINGS

Case



Fixture



**You can adjust both power and CCT on this fixture.** Use the provided flat screwdriver to turn the power adjustment screw clockwise or counterclockwise until you reach the desired brightness.

**To adjust the Wattage (W),** simply rotate the switch in a clockwise direction.

**To adjust the Color Temperature (CCT),** simply toggle the arrow indicator between positions 1 and 4, repeating this action three times.

After adjustments, test the fixture to confirm proper function and preferred lighting.

## COLOR TEMPERATURE GUIDE

