

Project Name: _____ Type: _____ Quantity: _____

INTENDED USE

This commercial-grade well light installs in concrete or soil applications. The well light, designed to withstand environmental and wet conditions, casts high-output LED lighting.

DETAILS

Dia 6.50" x W 6.50" x H 8.66"

Construction: Corrosion-resistant fiberglass

Installation: Rated for in-ground soil and concrete applications

Lens: Clear, heat-resistant, tempered glass


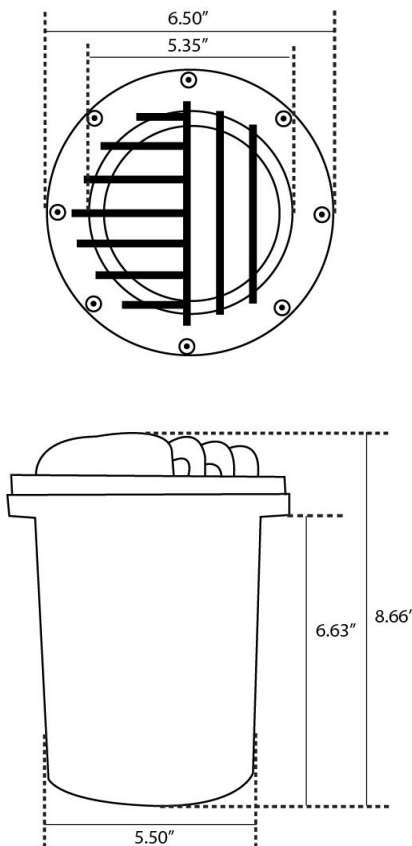
Finish: Bronze

RGBW Controller: Bluetooth via Smart Life – Smart Living mobile app (available for iOS and Android devices)

CRI: 80+

Life: 35,000 Hours

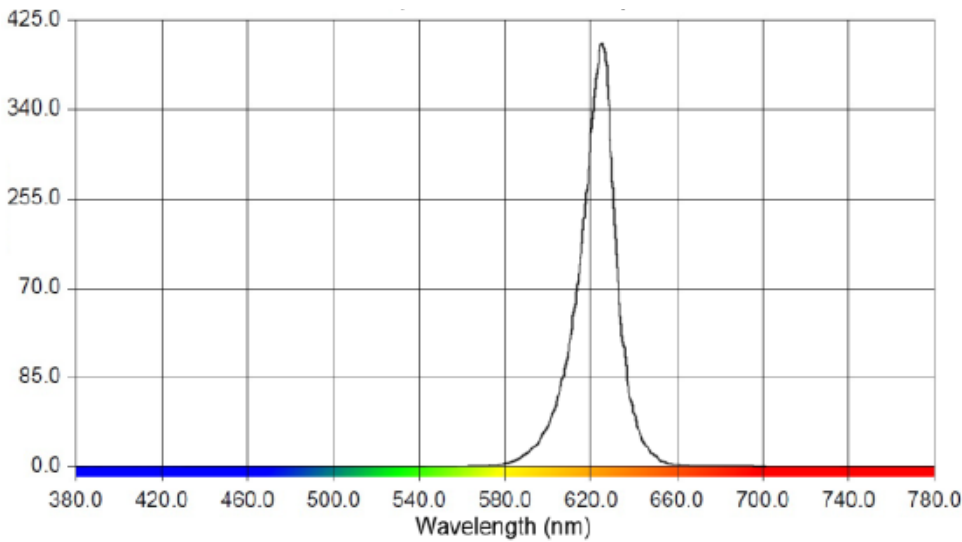
Listing: ETL approved for wet location



Ordering Information: Example: (9043-RGBW)

Model	Lamp Type	Color Temp
9043	RGBW RGBW 15W 1300 lms 120° Beam Spread 120V TF Turtle Friendly 15W 450 lms 40° Beam Spread 120V W25 White 12.5W 1200 lms 25° Beam Spread 120-277V W40 White 12.5W 1200 lms 40° Beam Spread 120-277V	(Blank) RGB + W (27-64K) (Blank) 630nm Turtle Friendly 27K 2700K 30K 3000K 40K 4000K 50K 5000K

Turtle Friendly Wavelength Chart



Color Temperature Guide

COLOR TEMPERATURE GUIDE

				
2700K WARM WHITE	3000K SOFT WHITE GLOW	3500K NEUTRAL GLOW	4000K COOL WHITE GLOW	5000K DAYLIGHT GLOW
friendly personal intimate	soft warm pleasing	sociable inviting non-threatening	neat clean efficient	bright cool alert
HOMES LIBRARIES RESTAURANTS	HOMES HOTEL ROOMS LOBBIES RETAIL STORES	EXECUTIVE OFFICES RECEPTION AREAS SUPERMARKETS	OFFICES CLASSROOMS MASS MERCHANDISERS SHOWROOMS	GRAPHICS INDUSTRY HOSPITALS GALLERIES BEAUTY SALONS
✓	✓	✗	✓	✓