

Project Name: _____ Type: _____ Quantity: _____

INTENDED USE

The Mason 9022 is perfect for outdoor well lighting, enhancing landscapes, pathways, and architectural features. Available in cast brass or 316-grade stainless steel, it offers durability and style. Designed for long-lasting performance, its high-quality materials and finishes ensure resilience in outdoor environments, making it a reliable choice for residential and commercial applications.

FEATURES

H 6-½" x Dia 3 7/8"

Construction: Adjustable Fixture, Suspended Inside a Reversible PVC Sleeve with Both Flat and Angle-Cut Options

Lens: Clear, Tempered, and Heat Resistant Convex Glass Extra Flat Lens Included

Faceplate: Sealed by Silicone "O" Ring

Socket: Top Grade Ceramic Bi-Pin Socket with Retention Clip

Wiring: Pre-Wired with a 3 FT 18-2 SJT-W Direct Burial Cord

Mounting: In-Ground Direct Burial or Concrete Encasement

Voltage: 12V

Wattage: 5W

Color Temperature: 27/30/40/50K

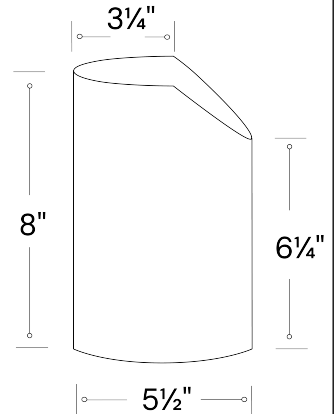
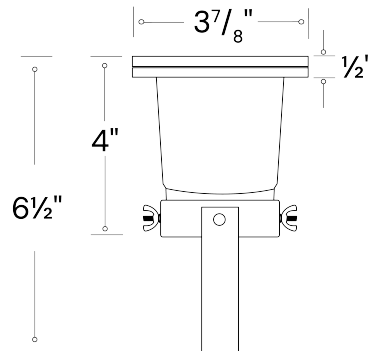
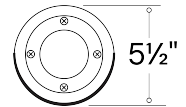
Lumens: 500 lm

CRI: 80+

Life: 50,000 Hrs

Warranty: 5 years Carefree for parts & components (Labor not included)

Listings: cETLus Listed, Wet Location



ORDERING INFORMATION Example:

Model	Color Temp		Finish		Options	
9023	27K	2700K	AB	Antique Bronze	PVC	PVC Sleeve
	30K	3000K	SS	Stainless Steel		
	40K	4000K				
	50K	5000K				