

Project Name: _____ Type: _____ Quantity: _____

INTENDED USE

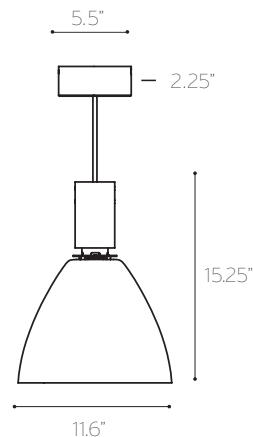
The specification grade Alcon Lighting 15235 Melbourne Round Cone LED High Bay Commercial Lighting Pendant is the ideal solution for warehouse, gymnasium, or other mid to high-ceiling applications where high output LED lighting is desired.

FEATURES

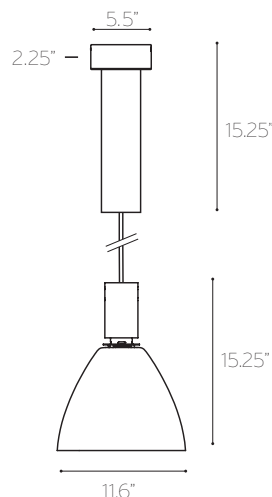
- Construction:** Die-cast aluminum housing and heat sink
- Shade:** Handblown glass shade
- Canopy:** Canopy mounts to standard J-boxes
- Cord:** 6 ft. power cord is standard
- CRI:** 90+
- Wattage:** 21 watts
- Lumens:** 2,125 delivered lumens
- Driver:** 0-10V 5-wire 1% dimming
- Input Voltage:** 120/277V, 50/60Hz
- Emergency Lighting:** Optional remote 10-watt emergency LED driver for lighting up to 90 minutes in event of power failure
- Listings:** cUL listed for damp locations
- Warranty:** 5 years carefree for parts & components (labor not included)



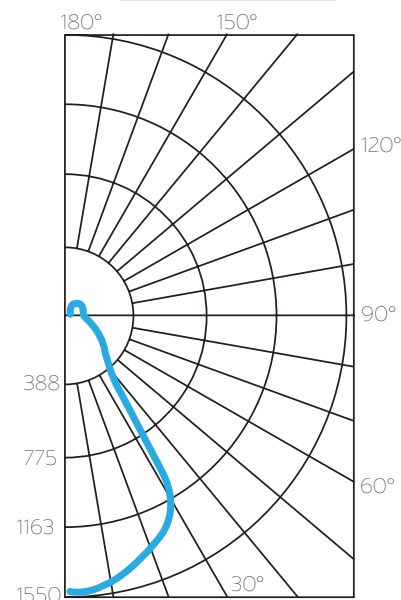
STANDARD



WITH EMERGENCY



CP DISTRIBUTION



ORDERING INFORMATION Example: (15235-SL-WH-30K)

Model	Housing Cord Canopy Color	Glass Shade Color	Color Temperature	Options
15235	SL Silver	WH White	30K 3000K	EM7 Remote 10W Emergency Back-Up Battery
	WH White	OR Orange	35K 3500K	ACX Additional Pendant Length (Consult Factory)
		LA Lavender	40K 4000K	
		OB Ocean Blue		