

Project Name:

Type:

Quantity:

### INTENDED USE

Our Square Baffle Architectural LED Recessed Can Light offers easy servicing and upgrading featuring tool-free installation and quick connect technology, and brings clean lines and clear light to commercial or residential office lighting interiors.

### FEATURES

**Construction:** Modular two piece design Fits Standard 4" or 6" Recessed Cans

**Finish:** White

**Type:** Square

**Voltage:** 120 VAC

**4", 6" Color Temperature:** 27/30/35/40/50K Selectable Switch

**Dimming:** Standard TRIAC Dimmer

**CRI:** 90+

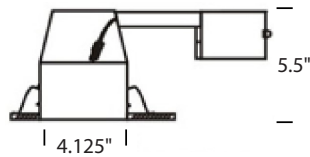
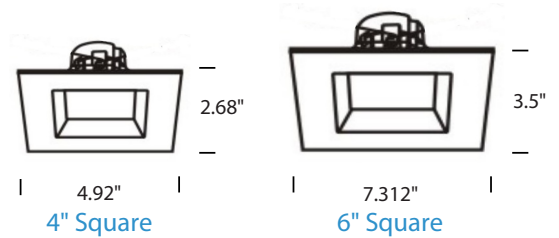
**Beam Spread:** 90° Beam Angle

**Ambient Temperature:** -4°F to +120°F

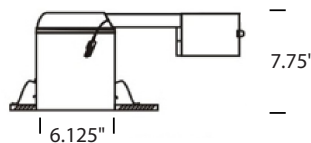
**Life:** 35,000 Hours

**Warranty:** 5 Years Carefree for Parts & Components  
(Labor Not Included)

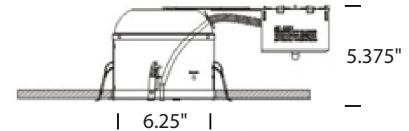
**Listing:** cETLus, Housings meets CA Title-24 Requirements



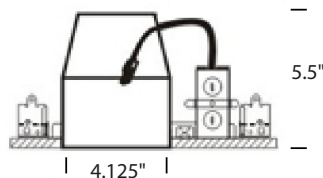
4" Remodel



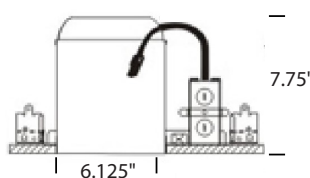
6" Remodel



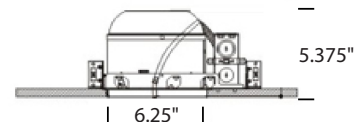
6" Remodel Shallow



4" New Construction



6" New Construction



6" New Construction Shallow

### ORDERING INFORMATION Example: 14009-4-R

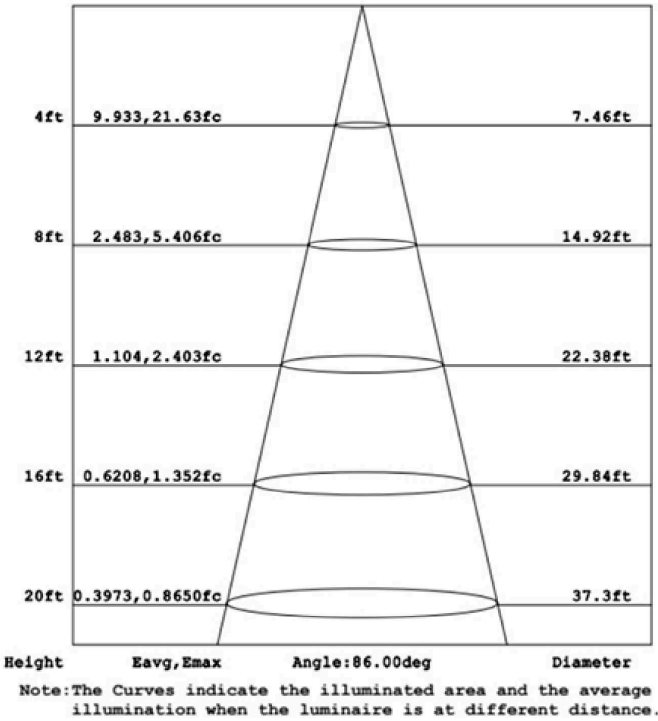
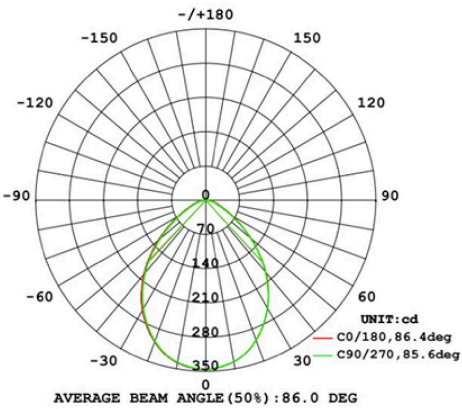
| Model | Size   Wattage   Lumens | Housing  |
|-------|-------------------------|--|
| 14009 | 4 4"   10W   700 lm     | R Remodel<br>(IC Rated)                                |
|       | 6 6"   15W   1000 lm    | N New Construction<br>(IC Rated)                       |
|       |                         | RS <sup>1</sup> Remodel Shallow<br>(IC Rated)          |
|       |                         | NS <sup>1</sup> New Construction Shallow<br>(IC Rated) |

<sup>1</sup> Only available for 6" Square



PHOTOMETRY

14009-4



14009-6

