

FIXTURE SPECIFICATIONS

INTENDED USE

Ideal for monopoint lighting applications, the architectural-grade, 12-inch adjustable swivel LED monopoint is designed for artistic display and retail showcasing. The light fixture is diecast in aluminum with copper conduction and a polycarbonate adapter. This monopoint comes with 90° vertical adjustment and 350° rotation. Lumen output varies.

FEATURES

Construction: Die-cast Aluminum Driver, Polycarbonate adapter with copper conductor

Lens: Frosted

CRI: 80+

Color Temperature: 3000K

Adjustability: 90° vertical adjustment 350° rotation. All track heads except HID have adjustable track adapter to allow for use with single circuit and double circuit tracks

Voltage: 120V Single or Double Circuit Track

Lamp: Philip's Lumiled LED array, CRI 80

Wattage: 30W

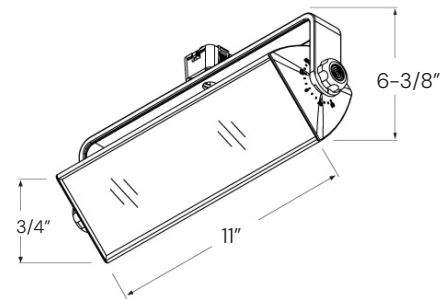
Beam Spread: 100°

LED Driver: 120V AC, TRIAC dimmable

Life-span: 50,000 hours

Labels: U.L. listed

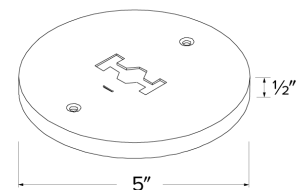
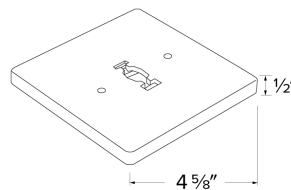
Warranty: 5 years limited



Square Canopy



Round Canopy



ORDERING INFORMATION Example: (13125-M-R-W)

Model	Canopy Shape		Finish		Options	
13125-M	R	Round	W	White	L	Louver
	S	Square	B	Black		