SHOP NOW

Project Name: Type: Quantity:

Alcon 12535 Recessed UV-C Disinfection Light with Antimicrobial Paint

FIXTURE SPECIFICATIONS

INTENDED USE

Our low-profile UVC recessed troffer light incorporates a durable, commercial-grade design with antimicrobial white paint to resist bacteria, rust and corrosion. Assembled in the USA, our fixture is equipped with 275nm UVC light meant to disinfect rooms such as offices, classrooms, and medical facilities.

FEATURES

UVC: 275nm UVC light can significantly reduce common pathogens in an enclosed area. Must be used when unoccupied. Misuse of the UVC light can pose a hazard to the residents, pets, and plants if safety guideline is not followed correctly.
Bluetooth: Optional Control via Bluetooth to ensure accurate and safe UVC light disinfection performance.
Construction: Die-formed and welded 22-gauge cold rolled steel
Lens: Lens is not included to ensure UVC effectiveness
Voltage: 120-277V
Finish: White antimicrobial finish
Life: 54,000 hours
Warranty: 3 years carefree for parts & components (labor not included)
Listings: ARRA, IC Rated, Suitable for damp locations, Assembled in the USA

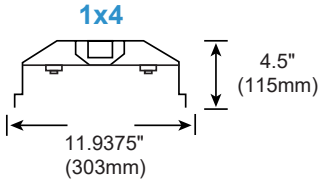

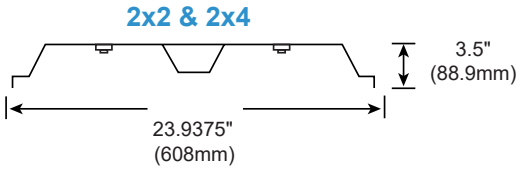

SPEC GRADE

ANTIMICROBIAL

ASSEMBLED IN THE USA

ORDERING INFORMATION Example: (12535-14-40)

Model	Size	Wattage	Beam Spread	Recessed Type	Options
12535	**14** 1x1 **22** 2x2 **24** 2x4	**40** 40 Watts **80** 80 Watts	**(Blank)** Standard 120° Wide Flood **FL** 90° Flood	**(Blank)** Standard T-Bar Grid **F** Flanged **FT** Flanged Trim	**SG** Single Gasketing **B-MS**[1] Bluetooth Mesh motion sensor

1 OFF when occupied and ON when vacant

SURFACE DISINFECTION TEST RESULTS

12535 1X4 - 40W with standard distribution

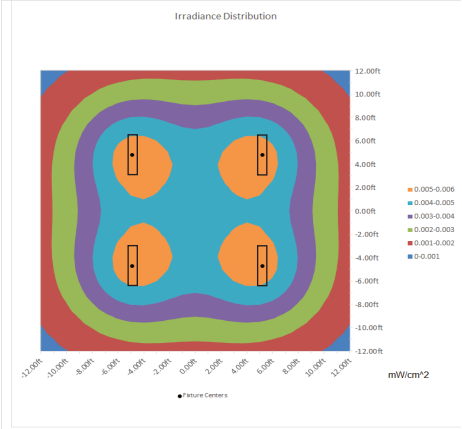

Time required for % reduction

Pathogens / Virus	80%	99%	99.99%
Acinetobacter baumannil	11m 36s	33m 12s	1h 6m 24s
Escherichia coli	11m 36s	33m 12s	1h 6m 24s
Pseudomonas aeruginosa	18m 27s	52m 49s	1h 45m 38s
Staphylococcus albus	10m 3s	28m 46s	57m 33s
E. Coli (MS2)	11m 36s	33m 12s	1h 6m 24s
Coronavirus (SARS-CoV-2)	8m 47s	25m 9s	50m 18s
Candida albicans	22m 21s	1h 3m 57s	2h 7m 55s

12535 1X4 - 80W with standard distribution

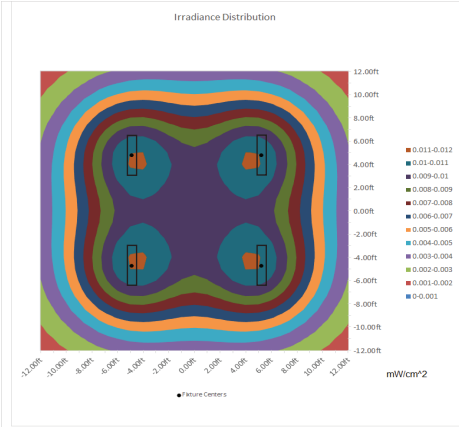

Time required for % reduction

Pathogens / Virus	80%	99%	99.99%
Acinetobacter baumannil	5m 48s	16m 36s	33m 12s
Escherichia coli	5m 48s	16m 36s	33m 12s
Pseudomonas aeruginosa	9m 14s	26m 25s	52m 50s
Staphylococcus albus	5m 1s	14m 23s	28m 47s
E. Coli (MS2)	5m 48s	16m 36s	33m 12s
Coronavirus (SARS-CoV-2)	4m 23s	12m 34s	25m 9s
Candida albicans	11m 10s	31m 59s	1h 3m 59s

12535 2X2 - 40W with standard distribution

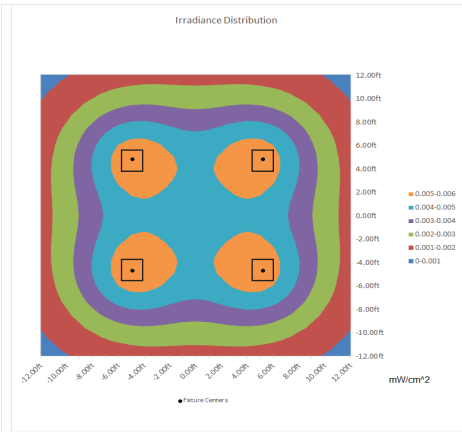

Time required for % reduction

Pathogens / Virus	80%	99%	99.99%
Acinetobacter baumannil	11m 34s	33m 7s	1h 6m 14s
Escherichia coli	11m 34s	33m 7s	1h 6m 14s
Pseudomonas aeruginosa	18m 27s	52m 41s	1h 45m 22s
Staphylococcus albus	10m 1s	28m 42s	57m 24s
E. Coli (MS2)	11m 34s	33m 7s	1h 6m 14s
Coronavirus (SARS-CoV-2)	8m 46s	25m 5s	50m 10s
Candida albicans	22m 17s	1h 3m 48s	2h 7m 36s

12535 2X2 - 80W with standard distribution

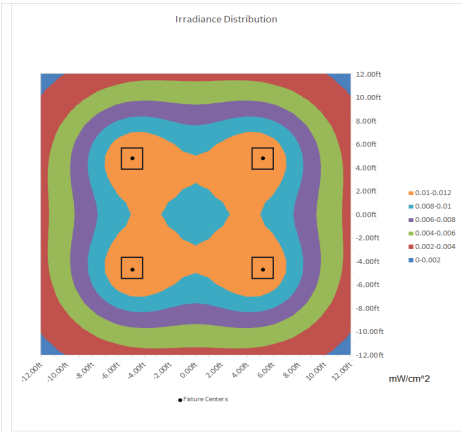

Time required for % reduction

Pathogens / Virus	80%	99%	99.99%
Acinetobacter baumannil	5m 28s	15m 39s	31m 19s
Escherichia coli	5m 28s	15m 39s	31m 19s
Pseudomonas aeruginosa	8m 42s	24m 54s	49m 49s
Staphylococcus albus	4m 44s	13m 34s	27m 8s
E. Coli (MS2)	5m 28s	15m 39s	31m 19s
Coronavirus (SARS-CoV-2)	4m 8s	11m 51s	23m 43s
Candida albicans	10m 32s	30m 9s	1h 0m 19s

SURFACE DISINFECTION TEST RESULTS

12535 2X4 - 40W with standard distribution

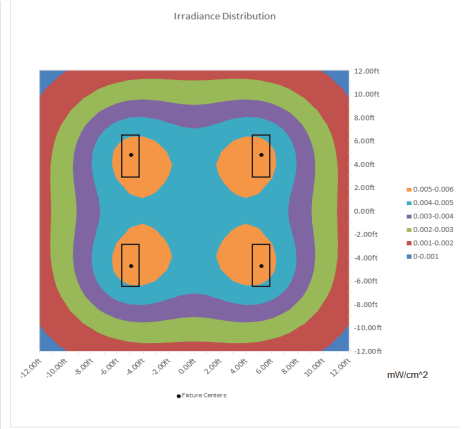

Time required for % reduction

Pathogens / Virus	80%	99%	99.99%
Acinetobacter baumannil	11m 36s	33m 13s	1h 6m 27s
Escherichia coli	11m 36s	33m 13s	1h 6m 27s
Pseudomonas aeruginosa	18m 28s	52m 51s	1h 45m 43s
Staphylococcus albus	10m 3s	28m 47s	57m 35s
E. Coli (MS2)	11m 36s	33m 13s	1h 6m 27s
Coronavirus (SARS-CoV-2)	8m 48s	25m 10s	50m 20s
Candida albicans	22m 22s	1h 4m 1s	2h 8m 2s

12535 2X4 - 80W with standard distribution

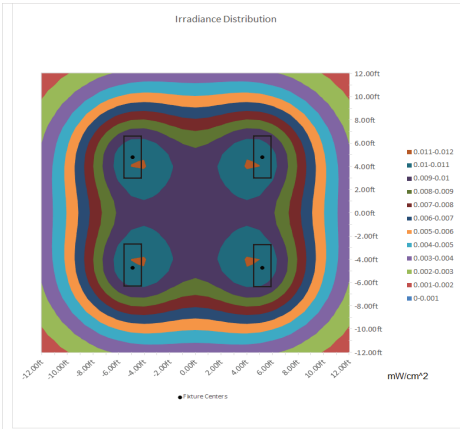

Time required for % reduction

Pathogens / Virus	80%	99%	99.99%
Acinetobacter baumannil	5m 48s	16m 37s	33m 14s
Escherichia coli	5m 48s	16m 37s	33m 14s
Pseudomonas aeruginosa	9m 14s	26m 26s	52m 53s
Staphylococcus albus	5m 2s	14m 24s	28m 48s
E. Coli (MS2)	5m 48s	16m 37s	33m 14s
Coronavirus (SARS-CoV-2)	4m 24s	12m 35s	25m 11s
Candida albicans	11m 11s	32m 1s	1h 4m 2s