SPECIFICATION SHEET

Shop Now

Project Name: _____ Type: _____ Quantity: _____

Alcon Lighting 12100-20 Architectural LED Linear Direct/Indirect Light Fixture

INTENDED USE

Our linear architectural LED lights come with a variety of color temperature, dimming, CRI and voltage options. Ideal for commercial, hospitality and residential interior lighting, this 2-inch lens opening fixture offers an RGBW and Bluetooth Light Mesh smart phone app for optimal performance and versatility. This linear fixture comes in standard lengths of 2ft, 3ft, 4ft, 6ft and 8ft and can be joined together for seamless runs of any length. Available with varying options in lumen output.

PRODUCT FAMILY

12100-20-P Pendant Mount
12100-20-W Wall Mount
12100-20-S Surface Mount
12100-20-R Recessed Mount
12100-20-PR Perimeter Recessed

AVAILABLE LENGTHS

2FT, 3FT, 4FT, 6FT & 8FT
Continuous Run | Consult Factory
Custom Length | Consult Factory



Optional Drop Down Lens

FEATURES

Construction: Die-formed and welded 22-gauge cold rolled steel, painted finish with premium paint
Continuous Run: Full ability to tandem mount for continuous run application
Indirect Pendant Mounting: For most effective indirect lighting result, mount at no less than 18" from the ceiling
Custom Design: Offered with pre-fabricated and fully illuminated corners
Lens: Glare-free, frosted acrylic snap-in flat or 1/2" snap-in drop lens for even distribution
Voltage: 50/60 Hz Constant current 0-10V @ 120-277V, TRIAC & ELV @ 120V RGBW Tunable White @ 120-277V
Dimming for Static Color: 0-10V, TRIAC (Forward-phase), ELV (Reverse-phase)
RGBW Smart Phone App: Bluetooth App for iOS and Android (See Page 6)
Life: +60,000 Reported L70 Hours @ 55°C
Operating Temperature: 4°F (-20°C) ~ 122°F (50°C).
Warranty: 5 years (Static Colors) and 3 years (RGBW & Tunable White) Carefree for parts & components (Labor not included)
Listings: cULus Listed, UL listed for damp location, DLC Listed, ADA compliant (Less than 4" off wall), Assembled in USA (ARRA) standard, Made in USA (BAA) optional

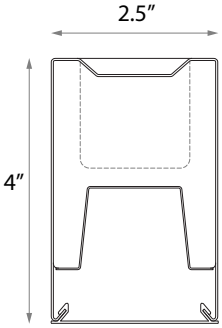

Pendant



D D/I DW I

Recessed
Perimeter Recessed (DW)



D DW

Surface

D DW

Wall

D I D/I



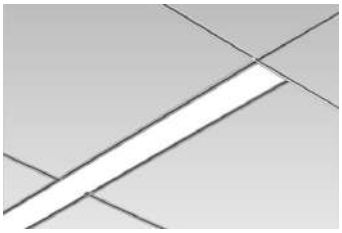





SPEC GRADE · DIMMABLE · c UL us · DLC LISTED · DAMP · TUNABLE WHITE · RGBW · ASSEMBLED IN USA · MADE IN USA · BUY AMERICAN ACT COMPLIANT

ORDERING INFORMATION Example: (12100-20-P-D-D4-S-4-27K-010-WH-WH-8-FL)

MODEL	12100-20	**12100-20** 2.5" x 4"		
MOUNTING		**P** Pendant **W** Wall **S** Surface **RT** Recessed T-Bar Grid **RS** Recessed Screw Slot Grid	**RF** Recessed Flanged **RTL** Recessed Trimless **PRFF** Perimeter Recessed Flanged[22,23] **PRFT** Perimeter Recessed Flanged on one side[22,23] **PRTT** Perimeter Recessed Trimless[22,23]	**PRF** Perimeter Recessed Grid Flanged[23,24,25] **PRT** Perimeter Recessed Grid Flanged on one side[23,24,26] **PRW** Perimeter Recessed for Wood Ceiling[22,23,27]
PERIMETER RECESSED REGRESSED HEIGHT		**Blank** Not Required **F** Flat/Not regressed	**2** 2-Inch **4** 4-Inch	
DOWNLIGHT OPTICS		**D** Direct **DW** Direct Wallwash[16]	**DI** Direct / Indirect **DWI** Direct Wallwash / Indirect[16]	**I** Indirect Pendant Mounting
DOWNLIGHT LUMENS *Wattage & Lumens per foot*		**STATIC WHITE** **D4** 4.5 Watts | 640 lms **D6** 6.75 Watts | 820 lms **D9** 9 Watts | 1061 lms **D12**[21] 12 Watts | 1405 lms **D13** 13.5 Watts | 1537 lms **D*xx*** Specify Lumens [17] (Min 113 lms - Max 2000 lms)	**TUNABLE WHITE** **TW-4** 4.5 Watts | 734 lms[14] **TW-6** 6.75 Watts | 924 lms[14] **TW-9** 9 Watts | 991 lms[14] **TW-12** 12 Watts | 1384 lms[14] **TW-13** 13.5 Watts | 1467 lms[14] **TW-DLO** 6 Watts | 512 lms[15] **TW-DHO** 12 Watts | 1024 lms[15]	**RGBW** [13] **RGBW-D9** 9.3 Watts | 563 lms **RGBW-D18** 18.6 Watts | 1126 lms
UPLIGHT OPTICS [19]		**Blank** Not Required **CC** Clear cover for no optic	**15** 15° **30** 30° **60** 60°	**20** 20° Asymetric **120** 120° Batwing
UPLIGHT LUMENS [1,2] *Wattage & Lumens per foot*		**STATIC WHITE** **Blank** Not Required **I4** 4.5 Watts | 530 lms **I6** 6.75 Watts | 733 lms [3]	**TUNABLE WHITE** **Blank** Not Required **TW-4** 4.5 Watts | 530 lms[14] **TW-6** 6.75 Watts | 733 lms[14] **TW-ILO** 4.4 Watts | 494 lms[15] **TW-IHO** 8.8 Watts | 988 lms[15]	**RGBW** [13] **Blank** Not Required **RGBW-I9** 9.3 Watts | 563 lms
SHAPE	(Specify in Feet)	**S*xx*** Single Run — *xx* = 2', 3', 4', 6' or 8' **CR*xx*** Continuous Run — *xx* = Length **RC*xxxx*** Rectangle [5] — *xxxx* = Width & Length **SQ*xxxx*** Square [5] — *xxxx* = Width & Length	**X*xxxx*** Cross [5] — *xxxx* = Leg 1 & Leg 2 **T*xxxx*** Tee [5] — *xxxx* = Top leg & Base Leg **U*xxxx*** U [5] — *xxxx* = Base Leg & Side Leg	**90*xxxx*** 90° Angle [5, 28] — *xxxx* = Leg 1 & Leg 2 **135*xxxx*** 135° Angle [5, 28] — *xxxx* = Leg 1 & Leg 2 **CW*xxxx*** Ceiling to Wall [5] — *xxxx* = Ceiling & Wall **CU** Custom [6]
COLOR TEMPERATURE		**STATIC WHITE** **27K** 2700K Warm White[18] **30K** 3000K Soft White **35K** 3500K Neutral White **40K** 4000K Cool White **50K** 5000K Daylight	**TUNABLE WHITE** **TW2750** 2700-5000K (Wired) [7] **TW2065** 2000-6500K (Wired) [7] **TW3065** 3000-6500K (Wireless) [4, 8]	**RGBW** [13] **RGBW30** RGB + W (3000K) **RGBW40** RGB + W (4000K)
DRIVER		**STATIC WHITE** **Blank** 0 -10V (Dim to 1%) Standard **TRI** Triac (120V) **ELV** Electronic Low Voltage (120V)	**TUNABLE WHITE** **050** Tunable White 0-10V (Wired) [8]	**RGBW** [13] **24V** 24V DC Power Supply [8] **DMX** 4-Channel DMX512 Decoder
FINISH		**WH** White (Matte) Standard **SL** Silver (Matte)	**BK** Black (Matte) **RAL#** Specify RAL # (Pg. 3)	
PENDANT MOUNTING		**Blank** Not Required	**AC4** 4' Adjustable Aircraft Cable **AC8** 8' Adjustable Aircraft Cable **AC*xx*** Specify *xx* in Feet (Max 30')	**ST2** 2' Stem [12] **ST4** 4' Stem [12] **ST*xx*** Specify *xx* in Feet (Max 8') [12]
PENDANT CEILING TYPE		**Blank** Not Required	**T9** 9/16" T-bar Grid **T15** 15/16" T-bar Grid	**H** Hard / Dry Wall **SH** Sloped Hard / Dry Wall
PENDANT CORD / CANOPY FINISH		**Blank** Not Required **WH/WH** White Cord / White Canopy **WH/BK** White Cord / Black Canopy	**BK/BK** Black Cord / Black Canopy **BK/WH** Black Cord / White Canopy	**WH/RAL#** White Cord / Specify RAL # (Page 3) **BK/RAL#** Black Cord / Specify RAL # (Page 3)
CRI		**Blank** 80+ Standard	**9** 90+ [9]	
LENS		**Blank** Flat Standard	**DL** 1/2" Drop Down	
OPTIONS		**XEM8** 8W External Emergency Battery **EM15** 15W Emergency Battery **EM20** 20W Emergency Battery **EM25** 25W Emergency Battery	**OS** Occupancy & Daylight Harvesting Sensor[20] **DS** Daylight Dimming Photo Sensor [20] **AB** Separate Uplight & Downlight Dimming Control[10]	**GTD** Bodine Generator Transfer Device Chicago **COC** Code Compliance Separated EM Feed **RGBW-RH-WH** Remote holder for RGBW-RF-WH (White) **RGBW-RH-BK** Remote holder for RGBW-RF-BK (Black)
QUALIFICATIONS		**Blank** Assembled in USA (ARRA) Standard	**BAA** Made in USA (Buy American Act)	
WARRANTY		**Blank** 5 Year Warranty Standard	**W7** 7 Year Warranty	**W10** 10 Year Warranty
CONTROLS		**STATIC WHITE** **Blank** Not Required	**TUNABLE WHITE** [4] **TW-WWR-WH** Wireless Wall Remote (White) **TW-2N1-WH** Dual Wall Switch	**RGBW** [13] **RGBW-APP** iOS/Android Bluetooth App **RGBW-RF-WH** RF Remote Control 4 Zone (White) **RGBW-RF-BK** RF Remote Control 4 Zone (Black) **RGBW-DMX** DMX Wall 100-240VAC (White) **RGBW-DMX5V** DMX Wall 5VDC (White)

1 Only available for Pendant and Wall Mounts with General Downlight Optics
2 RGBW downlight can be paired with a static color temperature uplight or RGBW uplight
3 Only compatible with D6 & D12 Downlight Wattages
4 Wireless control must be specified (page 7)
5 Minimum Length of 2 Feet
6 Draw your custom shape and send us your idea to rfq@alconlighting.com
7 Must be Paired with 050 Driver
8 24V Driver must be specified for RGBW & Wireless Tunable White
9 Not available for RGBW
10 For RGBW, AB is only available though RGBW-MZ control or RGBW-APP
11 Control system must be specified for this feature
12 Stem finish will be the same as fixture finish
13 Bluetooth app control or wireless control must be specified for this feature (cannot be combined)
14 Only for Wired Tunable White Control
15 Only for Wireless Tunable White Control
16 Not available for RT, RS, and RTL mountings.
17 Max lumen for 6' & 8' lengths is 1467 lms.
18 Only available in 90CRI
19 Not available for RGBW
20 Not available for wall mount
21 Not available for recessed mount
22 A 3/8" threaded rod is required for fixture installation and is not included. Please refer to the installation instructions for further details.
23 The perimeter mount type is compatible with various wall types. The installer must use appropriate screws suitable for each specific wall type.
24 For grid installations, an 18-gauge ceiling wire or tile hanger wire is required but not included. Please refer to the installation instructions for additional details. Suitable for T-bar and Screw slot grids.
25 Ideal for installations where the grid structure is mounted to the wall, allowing the trim to rest on the grid structure on both sides
26 Ideal for installations where no grid structure is attached to the wall, allowing the fixture's trim to rest on only one side
27 For installations to wood ceiling type.
28 For Perimeter Recessed mounting type.

Available Finishes

Standard

Matte White	RAL #9003

Set up fee and longer lead time will be applied on non-standard finishes.

Metropolitan

Black	RAL #9011
Silver	RAL #9022
Asher Grey	RAL #7004
Mason	RAL #7039
Slate	RAL #7031
Tech Grey	RAL #7016
Chocolate Spice	RAL #8017
Urban Native	RAL #8025
Carmin	RAL #8028
Reseda Green	RAL #6011

Vibrant

Violet Dreams	RAL #4006
Purple Red	RAL #3004
Carmine Red	RAL #3002
Rose	RAL #3017
Pure Orange	RAL #2004
Traffic Yellow	RAL #1023
Daisy	RAL #1018
Antique Spring	RAL #6019
Island Skye	RAL #6027
Sky Blue	RAL #5015

Mounting

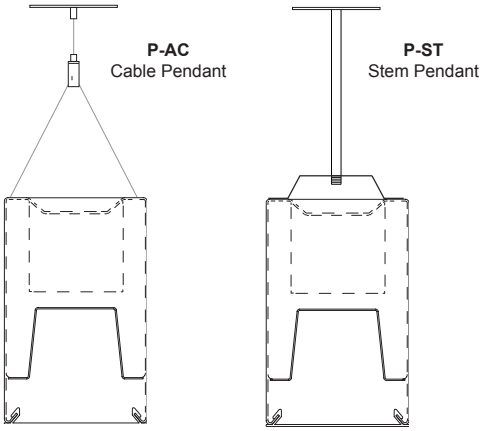

RT - T-Bar Grid Mount

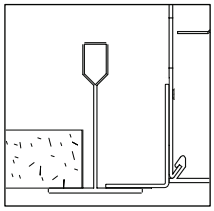

RS - Screw Slot Mount

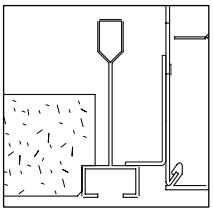

RF - Flange Detail

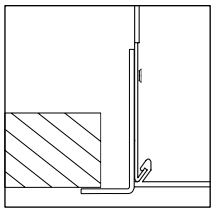

RTL - Trimeless Detail

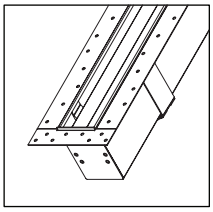

W - Wall

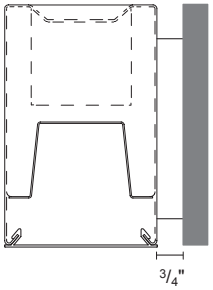

S - Surface

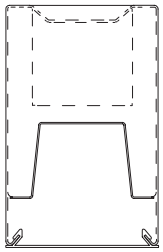

CW - Ceiling to Wall

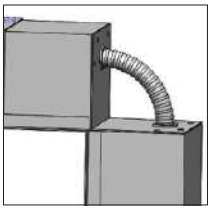

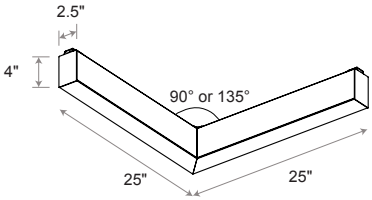

L
(Pendant/Surface)

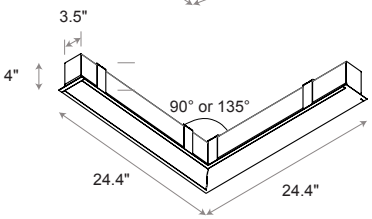

L
(Recessed)

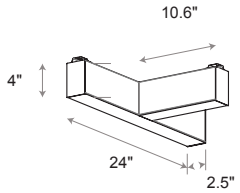

Tee
(Pendant/Surface)

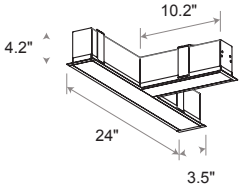

Tee
(Recessed)

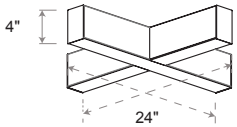

Cross
(Pendant/Surface)

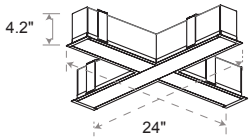

Cross
(Recessed)

Knockout Locations (4Ft Body)

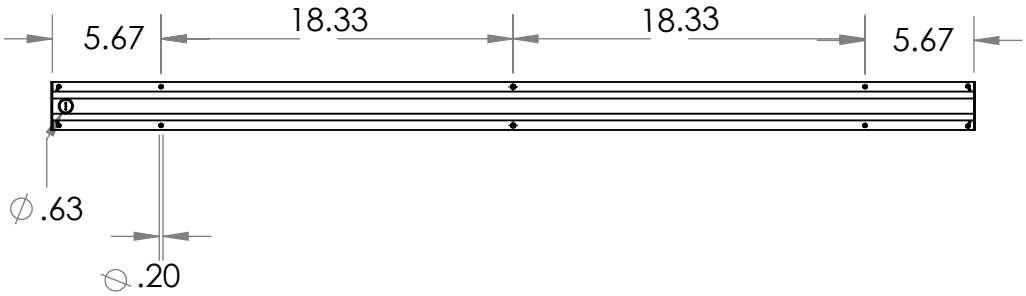

Mounting

PRFF, PRFT, PRTT - Perimeter Recessed for Drywall / hard ceiling installation

⚠ Luminaire must be installed prior to drywall

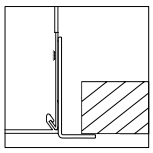

Drywall
For - PRF



Drywall
For - PRTL (trimelss)

PRFF Perimeter Recessed Flanged

1/2" trim flanged drywall ceiling & wall

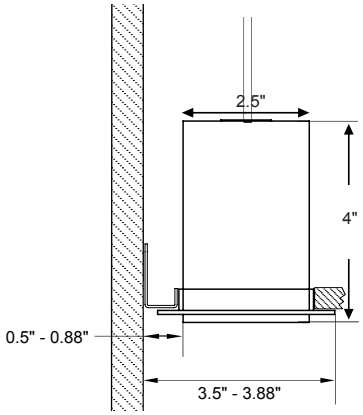

PRFT Perimeter Recessed Flanged on one side

1/2" trim flanged drywall ceiling & trimless wall

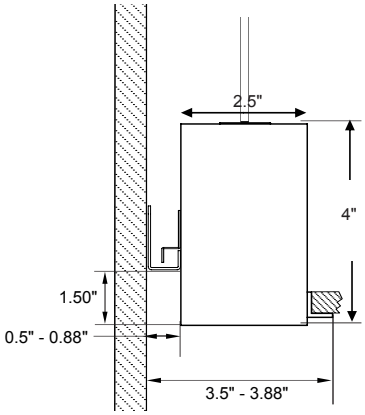

PRTT Perimeter Recessed Trimless

Trimless drywall ceiling & wall

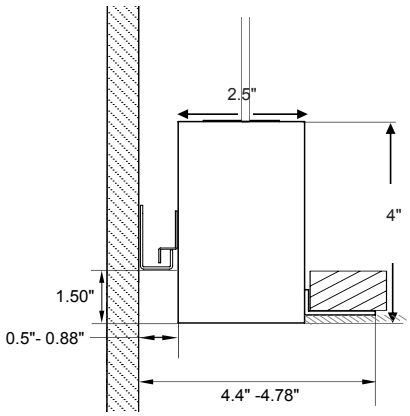

PRF, PRT - Perimeter Recessed / Lay-in Grid

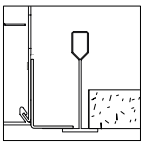

Grid
15/16" or 9/16" Flat Tee main runner required for finish edge.

PRF Perimeter Recessed Grid Flanged

Flushed Lens Fixed mounting type (1/2" flange on both sides)

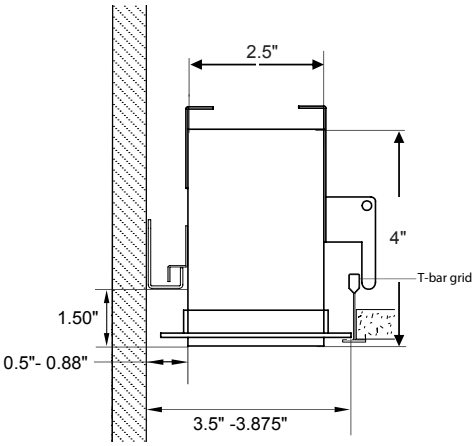

PRT Perimeter Recessed Grid Flanged on one side

Flushed Lens trimless on the wall and 1/2" flange on the other side

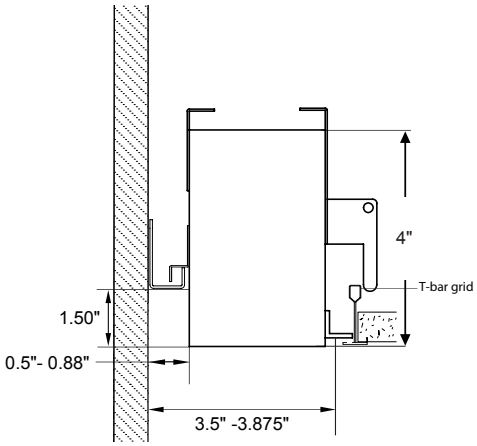

Occupancy & Daylight Harvesting Sensor

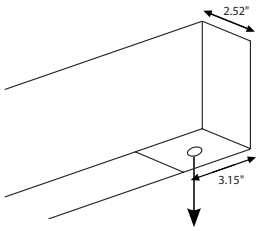

Sensor Plate

Lutron Vive Integral
fixture control installation

EasySense
fixture-mount installation

SIDE VIEW

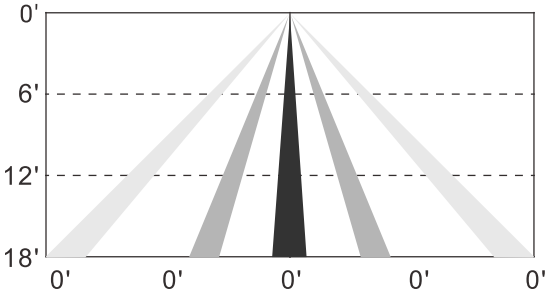

TOP VIEW

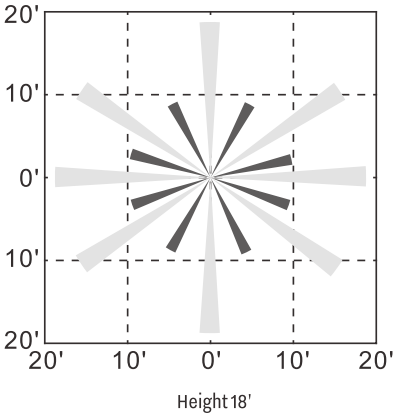

OS, IFS105SE coverage pattern

Horizontal Lit Connectors for Perimeter Recessed

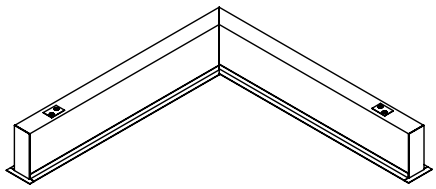

C11 1'x1' 90°
C12 1'x2' 90°
C21 2'x1' 90°
C22 2'x2' 90°

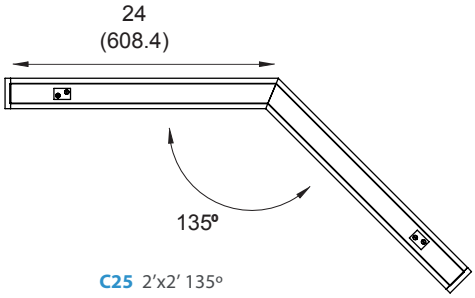

C25 2'x2' 135°

COMPATIBLE DIMMERS

	Dynamic White		
	Triac	**ELV**	**0-10V**
LUTRON	TG-600P LG-600P TGCL-153P DV-600P DVCL-153P S-603PG CT-103P S-600P	DVELV-303P SELV-300P MAELV-600 FAELV-500	NTSTV NFTV DVSTV
LEVITON	6161 6633-P 6683 6631-2 IPI06-1LZ	IPE04 VPE06-1LZ	IP710-DLZ

TUNABLE WHITE

TW-2N1-WH Dual Wall Switch

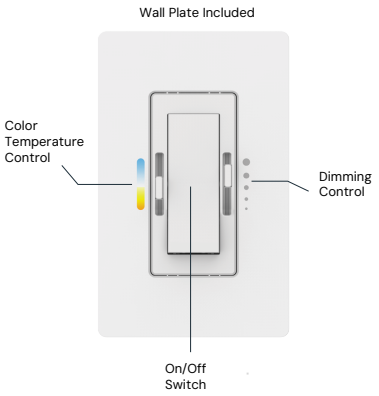

Input:	120VAC ~ 60Hz
Max Load:	600W
Control:	0-10V
Wired Tunable White:	TW2750 & TW2065

WIRELESS TUNABLE WHITE CONTROL

-3065K (CONTROLS)

TW-WWR-WH (Wireless Wall Remote — White)

Dimensions	L 4.3" x W 2" x D 0.85"
Weight	0.1 lbs
Signal Type	RF (Radio Frequency) 2.4GHz
Zone	4 zone
Range	98ft from fixture
Working Temp.	-4°F to 131°F (-20°C to 55°C)
* Battery	2 x AAA battery

** Not included.

RGBW CONTROLS

RGBW-APP | Bluetooth Smart Phone App

Smart Life

Tuya Smart

Bluetooth	
Software	IOS 8.0 and up, Android 4.4 and up
App	Smart Life or Tuya Smart supported
Features	Group, Scences
Bluetooth Distance	> 49ft in open area
Additional Feature	Home Management / Third party control -> Alexa, Google Assistant (by others)

Wireless RF Remote Control 4-Zone

RGBW-RF-WH

RGBW-RF-BK

RGBW-RF

Dimensions	W 2" x D 0.825" x H 4.725"
Weight	0.1lbs
Signal Type	RF (Radio Frequency) 2.4GHz
Range	98ft from fixture open ai
Zone / Mode	4 zones / 9 modes
Working Temp.	-4°F to 131°F (-20°C to 55°C)
* Battery	2 x AAA battery

* Not includ

RGBW-RH-WH

RGBW-RH-BK

DMX Wall Touch Panel

RGBW-DMX

Zone	4 zone
Signal	DMX512 protocol
Input Voltage	100-240VAC
Dimensions	L 3.4" x H 3.4" x D 1.45"
Features	10 built-in mode, scene
Operating Temp.	-22°F ~ 131°F (-30°C ~ 55°C)

RGBW-DMX5V

Zone	4 zone
Signal	DMX512 protocol
Input Voltage	5VDC
Dimensions	L 7" x H 1.3" x D 1.9"
Features	12 built-in mode, scene
Operating Temp.	-22°F ~ 131°F (-30°C ~ 55°C)

RGBW-DMX | 4-Channel DMX512 Decoder

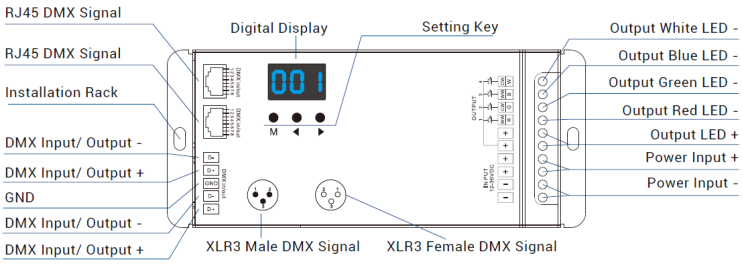

Dimensions	L 6.5" x W 2.7" x D 1.5"
Output Current	8A / 4 channels
Input Voltage	12-36V DC
Output Power	768W (24V)
Frequency	PWM output

Lutron Vive Control (Optional)

Smart Sensors	Protocol	Compatible Networks	Occupancy	Daylight	Temperature Reporting	Communication to Luminaire
VIVE	Lutron Clear Connect	Lutron Vive System Network	Enabled	Enabled	No	Wireless

LUTRON

Controls Installed on the Fixture

VDO
Individual
Fixture Control

Shipped LUTRON VIVE Enabled with VDO Vive Integral Fixture Control (with Sensing).

VRF
Individual
Fixture Control

Shipped LUTRON VIVE Enabled with VRF Vive Integral Fixture Control (RF Only) Installe on the Fixture.

FCJS0
Individual
Fixture Control

Shipped LUTRON VIVE Enabled FCJS0 Control Module Installed on the Fixture.

FCJSE
Individual
Fixture Control

Shipped LUTRON VIVE Enabled FCJSE Control Module Control Module Installed on the Fixture.

FCJS0EM
Individual
Fixture Control

Shipped LUTRON VIVE Enabled FCJS0 Control Module Installed on the Fixture.

FCJSEEM
Individual
Fixture Control

Shipped LUTRON VIVE Enabled FCJSEEM Control Module Control Module Installed on the Fixture.

RMJS8TEM
Individual
Fixture Control

Shipped LUTRON VIVE Enabled RMJS8TEM Control Module Control Module Installed on the Fixture.

RMJS8T
Individual
Fixture Control

Shipped LUTRON VIVE Enabled RMJS8T Control Module Installed on the Fixture.

RMJSECO32
Individual
Fixture Control

Shipped LUTRON VIVE Enabled RMJSECO32 Control Module Control Module Installed on the Fixture.

Photometric (for Static Color Temperatures)

Direct

12100-20-D4-S-4

Illuminance at a Distance

	Center Beam FC	Beam Width	
1.7FT	555 FC	3.9 FT	3.1 FT
3.3FT	147 FC	7.6 FT	6.1 FT
5.0FT	64.1 FC	11.6 FT	9.2 FT
6.7FT	35.7 FC	15.5 FT	12.3 FT
8.3FT	23.3 FC	19.2 FT	15.2 FT
10.0FT	16.0 FC	23.2 FT	18.4 FT

■ Vert. Spread: 98.4°
■ Horiz. Spread: 85.1°

12100-20-D13-S-4

Illuminance at a Distance

	Center Beam FC	Beam Width	
1.7FT	993 FC	3.9 FT	3.1 FT
3.3FT	263 FC	7.6 FT	6.1 FT
5.0FT	115 FC	11.6 FT	9.2 FT
6.7FT	63.9 FC	15.5 FT	12.3 FT
8.3FT	41.6 FC	19.2 FT	15.2 FT
10.0FT	28.7 FC	23.2 FT	18.4 FT

■ Vert. Spread: 98.4°
■ Horiz. Spread: 85.1°

12100-20-D6-S-8

Illuminance at a Distance

	Center Beam FC	Beam Width	
1.7FT	1,117 FC	3.9 FT	3.1 FT
3.3FT	296 FC	7.6 FT	6.1 FT
5.0FT	129 FC	11.6 FT	9.2 FT
6.7FT	71.9 FC	15.5 FT	12.3 FT
8.3FT	46.8 FC	19.2 FT	15.2 FT
10.0FT	32.3 FC	23.2 FT	18.4 FT

■ Vert. Spread: 98.4°
■ Horiz. Spread: 85.1°

12100-20-D13-S-8

Illuminance at a Distance

	Center Beam FC	Beam Width	
1.7FT	1,986 FC	3.9 FT	3.1 FT
3.3FT	527 FC	7.6 FT	6.1 FT
5.0FT	230 FC	11.6 FT	9.2 FT
6.7FT	128 FC	15.5 FT	12.3 FT
8.3FT	83.3 FC	19.2 FT	15.2 FT
10.0FT	54.7 FC	23.2 FT	18.4 FT

■ Vert. Spread: 98.4°
■ Horiz. Spread: 85.1°

Direct/Indirect

12100-20-D6-I6-S-4

Illuminance at a Distance

	Center Beam FC	Beam Width	
1.7FT	470 FC	3.9 FT	3.3 FT
3.3FT	296 FC	7.6 FT	6.5 FT
5.0FT	129 FC	11.5 FT	9.8 FT
6.7FT	71.9 FC	15.5 FT	13.2 FT
8.3FT	46.8 FC	19.1 FT	16.3 FT
10.0FT	32.3 FC	23.1 FT	19.7 FT

■ Vert. Spread: 98.1°
■ Horiz. Spread: 89.0°

12100-20-D13-I4-S-4

Illuminance at a Distance

	Center Beam FC	Beam Width	
1.7FT	982 FC	3.8 FT	3.1 FT
3.3FT	261 FC	7.4 FT	5.9 FT
5.0FT	114 FC	11.3 FT	9.0 FT
6.7FT	63.2 FC	15.1 FT	12.1 FT
8.3FT	41.2 FC	18.7 FT	14.9 FT
10.0FT	28.4 FC	22.6 FT	18.0 FT

■ Vert. Spread: 96.9°
■ Horiz. Spread: 83.9°

12100-20-D9-I6-S-8

Illuminance at a Distance

	Center Beam FC	Beam Width	
1.7FT	940 FC	3.9 FT	3.3 FT
3.3FT	249 FC	7.6 FT	6.5 FT
5.0FT	109 FC	11.5 FT	9.8 FT
6.7FT	60.5 FC	15.5 FT	13.2 FT
8.3FT	39.4 FC	19.1 FT	16.3 FT
10.0FT	27.2 FC	23.1 FT	19.7 FT

■ Vert. Spread: 98.1°
■ Horiz. Spread: 89.0°

12100-20-D6-I4-S-8

Illuminance at a Distance

	Center Beam FC	Beam Width	
1.7FT	1,965 FC	3.8 FT	3.1 FT
3.3FT	521 FC	7.4 FT	5.9 FT
5.0FT	227 FC	11.3 FT	9.0 FT
6.7FT	126 FC	15.1 FT	12.1 FT
8.3FT	82.4 FC	18.7 FT	14.9 FT
10.0FT	56.8 FC	22.6 FT	18.0 FT

■ Vert. Spread: 96.9°
■ Horiz. Spread: 83.9°

COLOR TEMPERATURE GUIDE