

Project Name: _____ Type: _____ Quantity: _____

INTENDED USE

This commercial-grade, compact yet powerful Outdoor LED Flood Light features selectable color temperature and wattage settings via an upgraded tuning switch for added versatility. Designed with high-performance optics and a durable, long-life driver, it delivers reliable, efficient illumination. Ideal for enhancing safety and visibility in a wide range of outdoor applications, including signage, building facades, parking areas, landscapes, courtyards, and walkways. Combining practical innovation with clean, modern aesthetics, this flood light offers dependable performance for both commercial and residential environments.

FEATURES

- Construction:** Solid die-cast aluminum
- Finish:** UV stabilized powder coated
- Color Temperature:** 30/40/50K Selectable switch
- Wattage Adjustable:** See performance data on pg. 2
- Photocell:** Includes a built-in on/off switch to enable or disable the daylight sensing function
- CRI:** 80+
- Voltage:** Universal 120-277 VAC
- Driver:** 0-10V Dimming
- Operating Temperature:** -40°F to 104°F
- Life:** 50,000 Hours
- Listing:** UL and cUL listed for wet locations, DLC Premium, Rohs Compliant
- Warranty:** 5 years carefree for parts & components (Labor not included).



ORDERING INFORMATION Example:

Model	Mounting	Size	Finish	Options
11414	KN ¹ Knuckle TR Trunnion SF ² Slip Fitter	SM Small MD Medium LG Large	BZ Bronze WH White BK Black SL Silver	WG Wire Guard VS Vandal Shield S ³ Spike Mount

¹ Available only in Small and Medium sizes
² Available only in Large size
³ Must be specified with Knuckle mount

PERFORMANCE DATA


Size	Wattage	Lumens*	Efficacy*
Small (SM)	10W 20W 30W	4796.11 lm	142.28 lm/W
Medium (MD)	50W 70W 90W	11895.85 lm	141.45 lm/W
Large (LG)	105W 120W 150W	20792.8 lm	142.33 lm/W

*Lumen Output and Efficacy are based on the highest wattage at 4000K


STRUCTURAL DESIGN



High-transparency tempered glass delivers optimal light distribution



Optional Wire Guard and Vandal Shield




Easy access to photocell switch. Photocell is field replaceable



Optional slip fitter and knuckle mounts are available for flexible installation. A ground spike accessory is also offered and is compatible with the knuckle mount for landscape applications



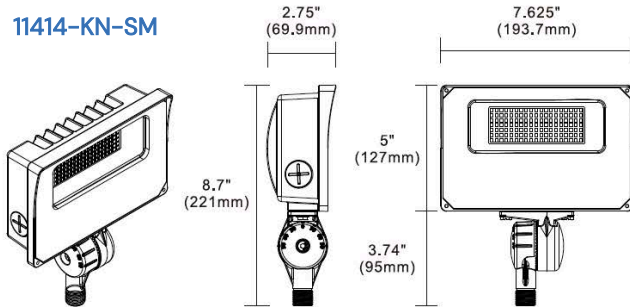
Easy access to the control switch for a range of CCTs and wattages to choose from



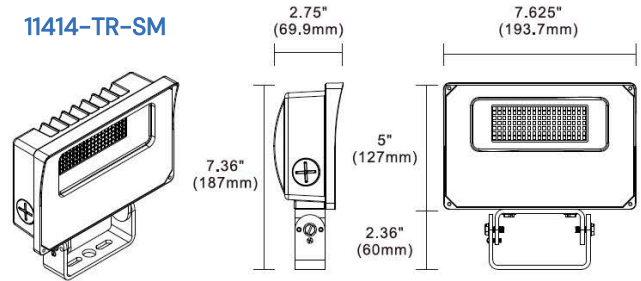
Die-cast aluminum heatsink ensures optimal heat dissipation, keeping the fixture cool to the touch

LINE DRAWINGS

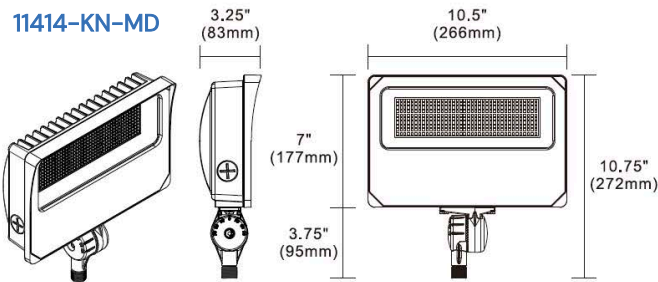
11414-KN-SM



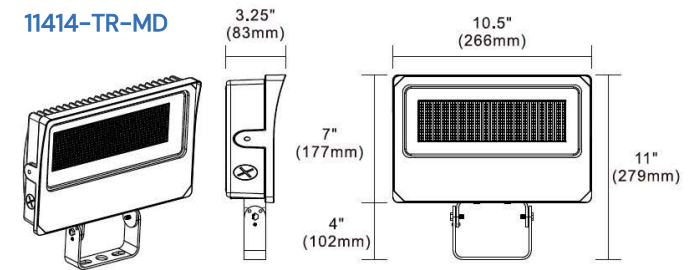
11414-TR-SM



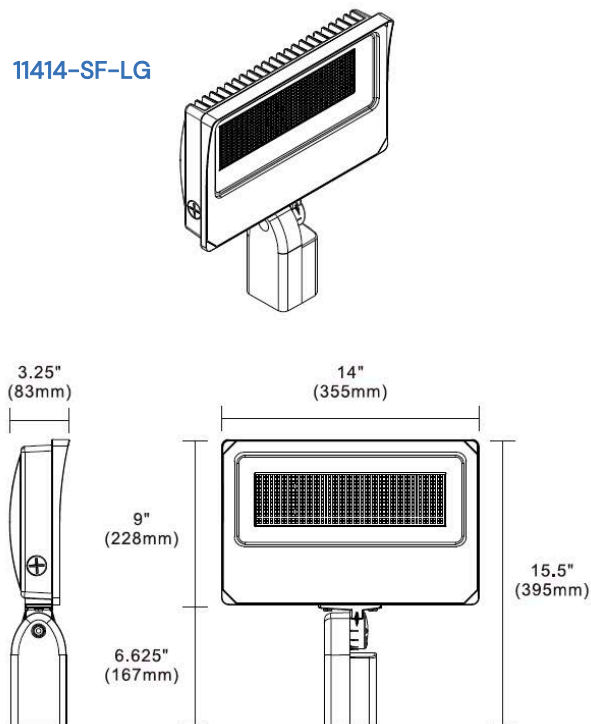
11414-KN-MD



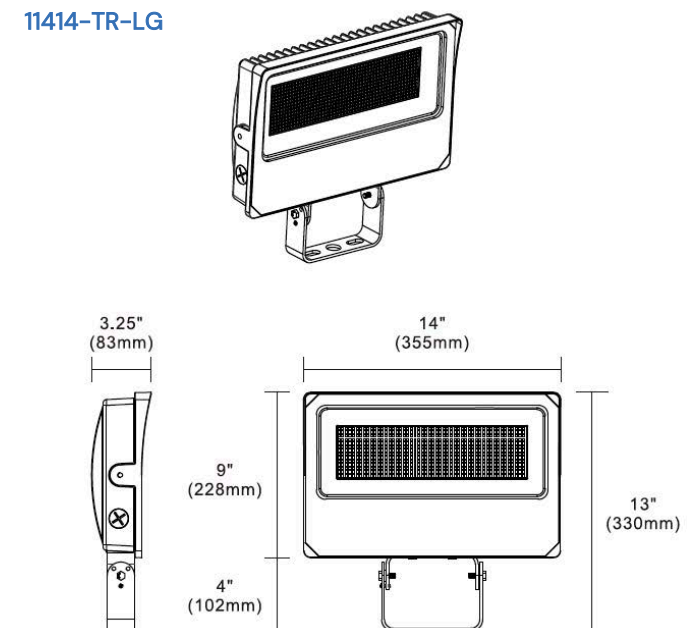
11414-TR-MD



11414-SF-LG



11414-TR-LG



COMPATIBLE DIMMERS

	ALCON LIGHTING	LUTRON	LEVITON®
0-10 V	2100 2101 2102	Diva DVTV	IP-710-DL

COLOR TEMPERATURE GUIDE

