

Project Name: _____ Type: _____ Quantity: _____

FIXTURE SPECIFICATIONS

INTENDED USE

Add architectural-grade uplighting and downlighting to your commercial, hospitality and residential exterior walls. Our cylindrical sconces illuminate with elegance and versatility. Choose a nickel, black, bronze or white finish.

PRODUCT FAMILY

SHORT | Dia \varnothing 4" x H 8" x W 5-3/4"

TALL | Dia \varnothing 4" x H 12" x W 5-3/4"

FEATURES

Construction: Die-cast Aluminum

Color Temperature Switching: Capable of switching from 3 color temperatures: 3000K/4000K/5000K

Wattage: 15W (Short)

Wattage Selectable: 9W/15W/30W (Tall)

Voltage: 120V AC (Short), 120-277V (Tall)

Dimming: TRIAC @ 120V or 0-10V Dimming at 120-277V (Only for Tall)

Beam Spread: 40° Flood (Short) 45° Wide Flood (Tall)

Photocell: Included (Only Tall Model)

CRI: 80

Maximum Ambient Temperature: -68°F to 104°F

Warranty: 7 Years Carefree for Parts & Components (Labor Not Included)

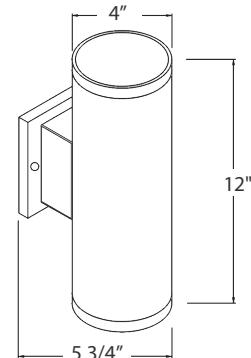
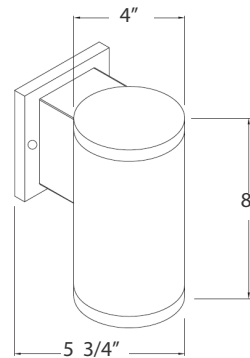
Listings: cETLus Listed, Suitable for Wet Locations, IP44 (Short), IP65 (Tall)



SHORT (1)
Down Light Only



TALL (2)
Up and Down Light



The color temperature switch is located under the arm of the fixture.



White

Bronze

Brushed Nickel

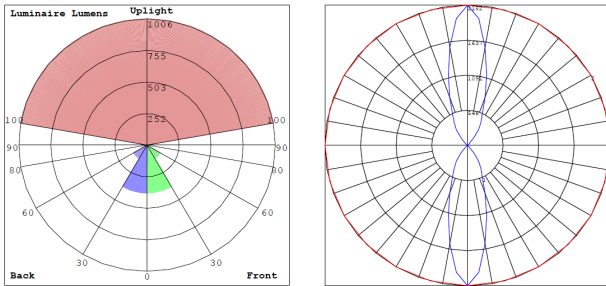
Black



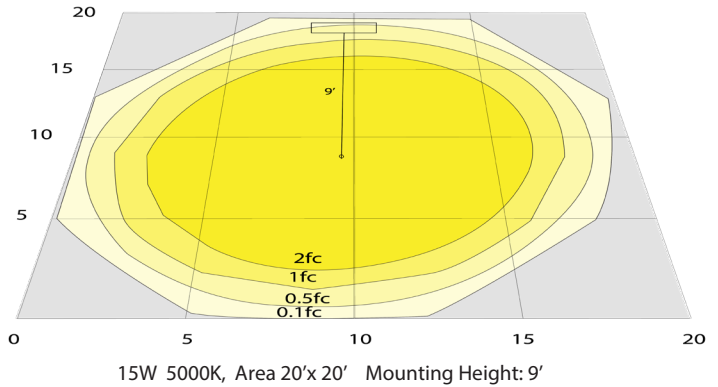
ORDERING INFORMATION Example: (11240-1-BK)

Model	Size Light Direction Wattage Lumens	Finish
11240	1 Short Down Light Only 15W 1200lm	BK Black
	2 Tall Up and Down Light 15W (Down light) or 30W (Up/Down light, 15W per end) 2400lm	WH White BR Bronze BN Brushed Nickel

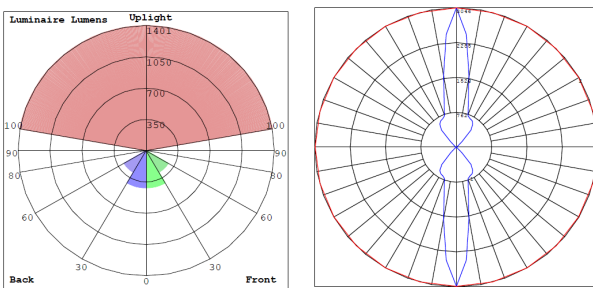
Photometrics: 11240-1 (Downlight)



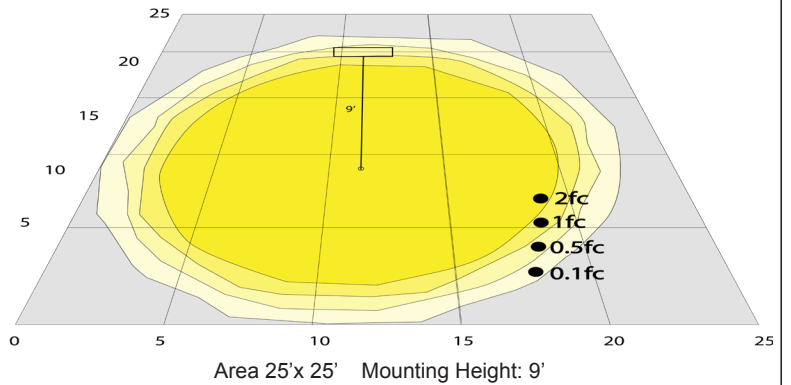
BUG Rating: B1-U5-G0



Photometrics: 11240-2 (Up & Down Light)



BUD Rating: B1-U5-G0



COLOR TEMPERATURE GUIDE

