

## FIXTURE SPECIFICATIONS

### INTENDED USE

The Prisma Architectural LED Shallow Shroud and Flat Panel Box is designed to easily convert any flat panel into an aesthetically pleasing ceiling mounted fixture. Offering field-tunable wattage and color temperature, the Prisma is ideal for commercial lighting applications, including office lighting, retail lighting, as well as modern residential lighting.

### AVAILABLE SIZES

**1x4 Shallow Shroud** - 48.0"L x 11.92"W x 4.0"H

**2x2 Shallow Shroud** - 24.0"L x 24.0"W x 4.0"H

**2x4 Shallow Shroud** - 48.0"L x 24.0"W x 4.0"H

**1x4 Flat Panel** - 47.80"L x 11.80"W x 1.77"H

**2x2 Flat Panel** - 23.80"L x 23.80"W x 1.77"H

**2x4 Flat Panel** - 47.80"L x 23.80"W x 1.77"H

### FEATURES

**Color Temperature Switch:** Capable of delivering 3000K, 3500K, 4000K & 5000K Color Temperatures

**Construction:** Specially designed shallow shroud and flat panel combined Sealed Non-IC type high-grade aluminum

**Mounting:** Recessed (Panel Only) or Surface (Panel with Shroud)

**Light:** UV/IR Free

**Lens:** Diffused Frosted

**Voltage:** 120-277V (50/60 Hz) Constant Current

**Dimming:** 5-Wire 0-10V

**CRI:** 80+

**Power Factor:** >99

**Life:** L70 - 50,000 Hours

**Driver:** Class 2 Compliant

**Listings:** cULus Listed

**Warranty:** 1 Year Carefree for Parts & Components  
(Labor Not Included)



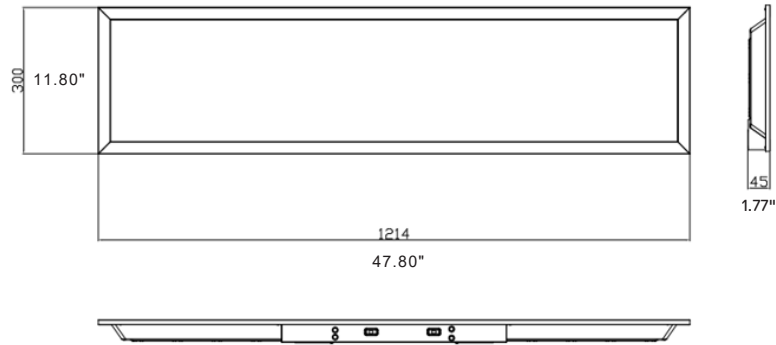
Size	Wattage   Lumen Switching Capabilities
1x4	20W, 30W, 40W 2400lm, 3400lm, 4400lm
2x2	20W, 30W, 40W 2400lm, 3400lm, 4400lm
2x4	30W, 40W, 50W 3600lm, 4600lm, 5500lm



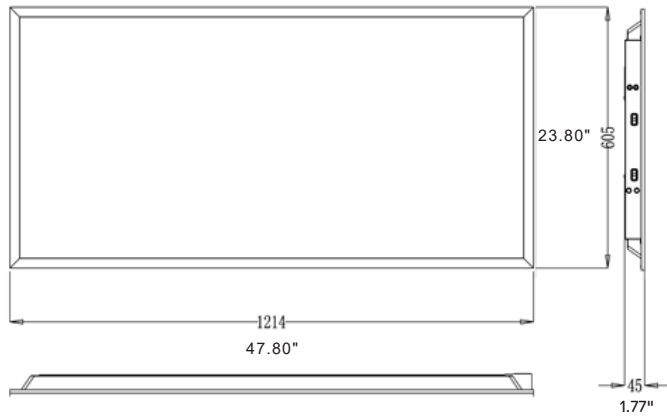
## ORDERING INFORMATION Example: (11150-SH-14-WH)

Model	Size   Wattage	Finish	Options
<b>11150-PN</b> Panel Only	<b>14</b> 1x4   20W, 30W, 40W	<b>WH</b> White	<b>EM7</b> 7 Watt Emergency Backup Battery
<b>11150-SH</b> Panel with Shroud	<b>22</b> 2x2   20W, 30W, 40W	<b>BK</b> Black	<b>EM12</b> 12 Watt Emergency Backup Battery
	<b>24</b> 2x4   30W, 40W, 50W	<b>SL</b> Silver	<b>EM14</b> 14 Watt Emergency Backup Battery
			<b>EM20</b> 20 Watt Emergency Backup Battery

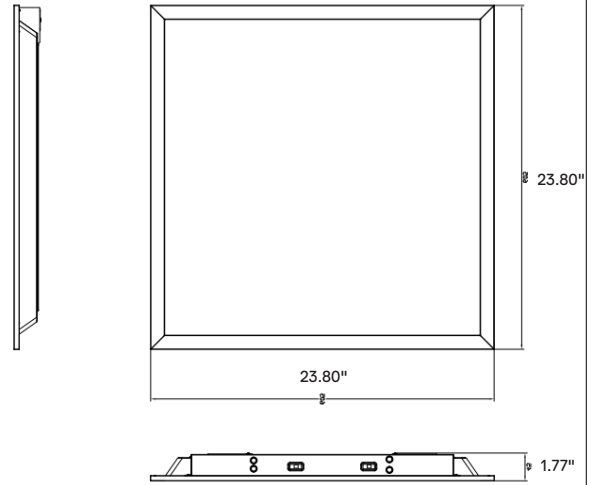
## FIXTURE DIMENSIONS



1x4



2x4



2x2