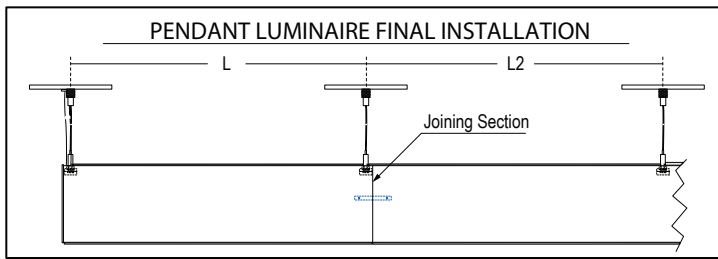


Example Configuration Layout

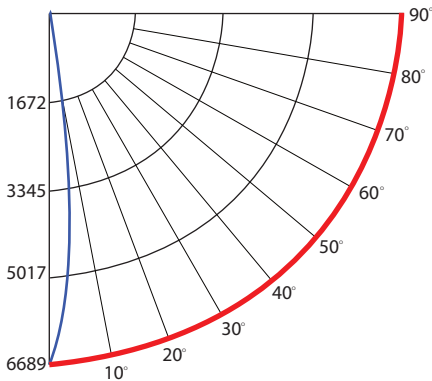


4" Spot Light Box - Pendant Mount Configuration & Photometrics

Luminaire Length	# of Supports Equally Spaced	Center to Center Length (L)	Center to Center Length (L2)	Mounting Application
2 ft	2	23.0"	24.0"	
3 ft		36.0"	36.0"	
4 ft		47.0"	48.0"	
5 ft		69.0"	60.0"	
6 ft		71.0"	72.0"	
7 ft		83.0"	84.0"	
8 ft	95.0"	96.0"		
9 ft	3	53.5"	54.0"	
10 ft		59.5"	60.0"	
11 ft		65.5"	66.0"	
12 ft		71.5"	72.0"	

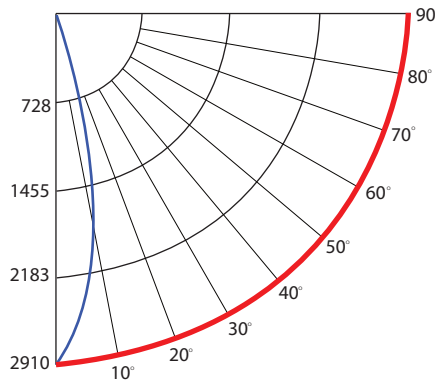
OUTPUT PERFORMANCE

IES INDOOR REPORT Pull Down & Gimbal LED
DMM-8W-SP-30K,IES Module Only 3000K
CCT / 87 CRI / 550 Lms



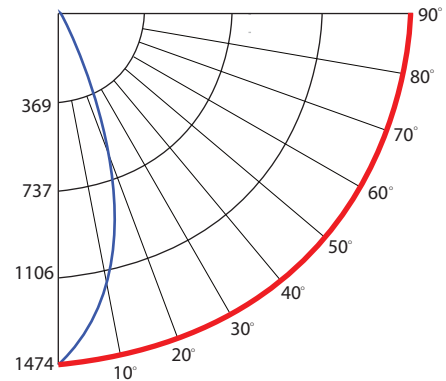
OUTPUT PERFORMANCE

IES INDOOR REPORT Pull Down & Gimbal LED
DMM-8W-NFL-30K,IES Module Only 3000K
CCT / 87 CRI / 500 Lms



OUTPUT PERFORMANCE

IES INDOOR REPORT Pull Down & Gimbal LED
DMM-8W-FL-30K,IES Module Only 3000K
CCT / 87 CRI / 500 Lms



LUMINANCE DATE (cd/sq.m)

Angle In Degrees	Average 0-	Average 45-	Average 90-Deg
45	5950	5950	6320
55	6287	6287	6264
65	8533	8533	6221
75	20319	20319	20319
85	49996	49996	49996

LUMINANCE DATE (cd/sq.m)

Angle In Degrees	Average 0-	Average 45-	Average 90-Deg
45	6320	6320	6320
55	6264	6264	6264
65	6221	6221	6221
75	19637	19637	19637
85	50272	50272	50272

LUMINANCE DATE (cd/sq.m)

Angle In Degrees	Average 0-	Average 45-	Average 90-Deg
45	11401	11401	11401
55	9167	9167	9167
65	12026	12026	12026
75	10834	10834	10834
85	10054	10054	10054

ZONAL LUMEN SUMMARY

Zone	Lumens
0 - 10	355.03
10 - 20	128.56
20 - 30	31.63
30 - 40	10.33
40 - 50	4.54
50 - 60	4.36
60 - 70	5.12
70 - 80	7.17
80 - 90	6.57
90 - 100	.15
100 - 110	.0

ZONAL LUMEN SUMMARY

Zone	Lumens
0 - 10	223.79
10 - 20	225.33
20 - 30	22.58
30 - 40	6.53
40 - 50	3.9
50 - 60	3.48
60 - 70	3.47
70 - 80	6.07
80 - 90	5.34
90 - 100	2.22
100 - 110	.02

ZONAL LUMEN SUMMARY

Zone	Lumens
0 - 10	128.16
10 - 20	248.02
20 - 30	86.25
30 - 40	10.37
40 - 50	6.91
50 - 60	5.56
60 - 70	5.61
70 - 80	3.44
80 - 90	1.23
90 - 100	1.91
100 - 110	2.72
110 - 120	.17