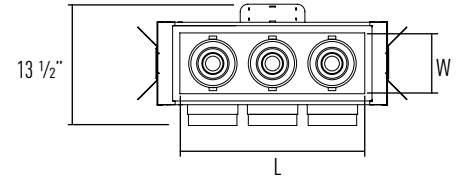
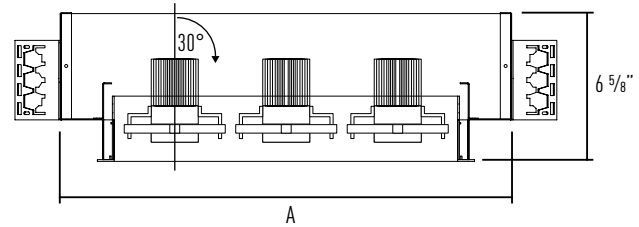


# ICL-LED1600

Pluris LED Multi-Light 1600lm 25W (Per Head)



JOB NAME		CATALOG NUMBER	
NOTES		TYPE	



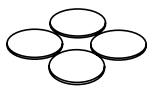
Order Matrix | Example: ICL-LED160030-3-WNF-FL37-I200

A	B	C	D	E	F	G
<b>A</b>	Series			<b>E</b>	Finishes	
<b>ICL-LED1600</b>	1600lm LED Multi-Light			<b>-BW</b>	Black Interior / White Trim	
				<b>-WW</b>	White Interior / White Trim	
<b>B</b>	Color Temperature			<b>-BNF</b>	Black Interior / Trimless	
				<b>-WNF</b>	White Interior / Trimless	
<b>27</b>	2700K 82CRI			<b>F</b>	Beam	
<b>279</b>	2700K 92CRI			<b>-SP16</b>	16° Spot	
<b>30</b>	3000K 82CRI			<b>-FL37</b>	37° Flood	
<b>309</b>	3000K 92CRI			<b>-FL60</b>	60° Wide Flood	
<b>35</b>	3500K 82CRI			<b>G</b>	Options	
<b>41</b>	4100K 82CRI			<b>-I100</b>	C-Channel Bar (pair)	
<b>C</b>	Head Quantity			<b>-I200</b>	Flat Bar (pair)	
<b>-1</b>	LED (1) Head					
<b>-2</b>	LED (2) Head					
<b>-3</b>	LED (3) Head					
<b>-4</b>	LED (4) Head					
<b>D</b>	Driver					
blank	120/277V 0-10V Dimming					

**Note:**  
Consult factory for special order finishes.

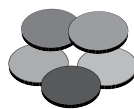
## Control Media |

ICL-LED will accommodate a maximum of (2) filter media per lamp. No accessory holder required.



### Diffusion Filters

- PFL-CL1-S16** Prismatic Spread
- PFL-CL2-S16** Linear Spread



### Color Filters

- PL-CL5-S16** Amber Lens
- PL-CL6-S16** Red Lens
- PL-CL9-S16** Blue Lens



### Louver

- PFLMB-16** Black Hex Louver

Heads	Aperture			Cut Out	
	A	W	L	W	L
1	7 5/8"	5 1/16"	5 1/16"	6 1/4"	6 9/16"
2	13 1/8"	5 1/16"	10 3/16"	6 1/4"	11 7/16"
3	20 1/8"	5 1/16"	15 5/16"	6 1/4"	16 9/16"
4	27 1/8"	5 1/16"	20 7/16"	6 1/4"	21 11/16"

## Description:

The Pluris™ Series is designed for easy installation and fixture maintenance, with all parts and components accessible from below the ceiling. All Lamp holders are adjustable 360° horizontal and 30° vertical for spot lighting in multiple directions. Actual adjustment may vary depending on the lamp beam spread. The Pluris™ LED series is offered with a new construction frame and 1, 2, 3, or 4 lamp configurations.

## 1600 lm LED Light Engine (Per Head):

- Nominal input power: 25W
- Delivered light output: 1459 lumen @ 3000K
- 2700K, 3000K, 3500K and 4100K 82 CRI
- 2700K / 3000K 92 CRI
- 3 Step MacAdam (3 SDMC)
- LED mounted to die-cast / extruded aluminum heat sink
- 50,000 hours average rated life at 70% output

## Active Cooling:

- Active thermal management with quiet and reliable operation noise rating below 22dBA
- 100K hour lifetime
- Advance Xitanium provides power to the SynJet therefore no additional electronics are required.

## Electrical System:

- Advance Xitanium multi-volt 120V-277V
- Driver standard with 0-10V dimming to 10%
- Power factor >.9, 50/60Hz

## Housing:

The housing is constructed of 22GA steel painted black, white or silver. The internal wire bundles are locked and covered with a glass sleeve. The housing is supplied with a plate to allow the junction box to be accessible from below the ceiling.

## Mounting:

The Pluris™ luminaires can accommodate a 1/2" to 1 1/4" ceiling thickness. The Pluris™ fixture is supplied with channel brackets that allow up-to 5" vertical adjustment. Universal mounting brackets included. Compatible with C-channel, flat bar, and EMT. Bar hangers must be ordered separately. C-channel are recommended for T-bar ceilings. Bar hangers must be ordered separately.

## Flanged Trim:

Extruded trim frame includes torsion springs for convenient installation or removal from the housing.

## Trimless:

Optional mud frame available for trimless mounting. The perforated mesh frame provided, adheres to joint compound for seamless and trimless mounting.

## Listing/Warranty:

- ETL listed to US and Canadian standards for damp locations.
- 5-Year Limited Warranty

